

# Donor Response

## Top 30 by Donor, in Millions CHF

Selected Parameters	
Year / period:	2024/1-12

Refreshed on 27-May-2024 at 09:15

The financial resources available to the IFRC come from 3 main sources: 1. statutory contributions from its member National Societies; 2. Voluntary contributions from its member National Societies, partners and donors, either unrestricted or to support specific humanitarian response and thematic activities; 3. Other income and cost recoveries.

This report provides an overview of voluntary contributions to the IFRC, it does not include statutory contributions from National Societies nor other income and cost recoveries. It includes contributions to the IFRC Plan of the relevant year (regular resources, thematic and special purposes funds\*) and IFRC Emergency appeals.

\*Special purpose funds are NSIA National Society Investment Alliance, FBA Forecast-Based Action Fund, CBF Capacity Building Fund, DREF Disaster Relief Emergency Funds).

Please note: This donor response report is organized by the year the partners commit the contribution; it does not correspond to the IFRC's statutory financial reporting, including the IFRC's Consolidated Financial Statements and the IFRC's annual accounts.

Donor	Hosted Projects	Humanitarian response	Regular Resources	Special purpose funds	Thematic	Grand total
British Red Cross	2.8	12.0		2.2	1.0	18.1
Japanese Government		3.6			9.5	13.2
Netherlands Red Cross		-0.3	1.6	3.7	7.1	12.1
American Red Cross		9.4			0.5	9.9
Swiss Government			3.0	3.0	2.4	8.4
Norwegian Red Cross		0.9		4.2	2.6	7.8
German Government				7.7		7.7
British Government			7.3			7.3
European Commission		0.8		3.0	2.9	6.7
Swedish Government			2.4	4.3		6.6
The Bloomberg Family Foundation Inc	6.1					6.1
Irish Government			2.0	1.4	2.0	5.3
Finnish Red Cross		0.4			3.1	3.5
Belgium Government				3.3		3.3
Japanese Red Cross Society		1.2		0.3	1.8	3.3
Austrian Red Cross		2.1			0.9	3.0
United States Government				0.3	2.6	2.9
Chanel			0.4	2.3		2.7
Italian Government					2.4	2.4
The Canadian Red Cross Society		1.6		0.2	0.4	2.2
FERNWOOD GROUP FUND	1.8					1.8
The Republic of Korea National Red Cross		1.4				1.4
Belgium Red Cross		1.1		0.2		1.3
Italian Red Cross	0.2	0.5			0.5	1.3
GAVI Alliance					1.2	1.2
Frankfurt School of Finance and Managememe				1.1		1.1
China Red Cross (incl. Hong Kong branch)		0.9			0.1	1.0
Nestle			0.1	0.5	0.4	1.0
Swiss Red Cross		0.7			0.3	1.0
Australian Red Cross		0.5			0.3	0.8
All Other Donors						6.0
<b>Grand total</b>	<b>11.0</b>	<b>36.6</b>	<b>16.7</b>	<b>37.8</b>	<b>42.2</b>	<b>150.4</b>

































# Donor Response

## Top 30 Donor Countries, in Millions CHF

Selected Parameters	
Year / period:	2024/1-12

Refreshed on 27-May-2024 at 09:15

In this table, voluntary contributions are grouped by donor country (National Societies, Governments and Private Sector), with the exception of Multilateral Organizations that by definition are not associated to one specific country.

Donor Country	Hosted Projects	Humanitarian response	Regular Resources	Special purpose funds	Thematic	Grand total
 United Kingdom	2.8	12.1	7.7	4.9	1.0	28.5
 United States of America (the)	7.9	9.7	0.1	0.3	3.7	21.7
 Japan		4.8		0.3	11.3	16.4
 Switzerland		0.9	3.2	3.5	4.6	12.2
 Netherlands		-0.3	1.6	3.7	7.1	12.1
 Germany				8.9	0.6	9.5
 Norway		0.9		4.2	2.6	7.8
 European Commission		0.8		3.0	2.9	6.7
 Sweden			2.4	4.3		6.7
 Ireland			2.0	1.4	2.0	5.3
 Belgium		1.1		3.5		4.6
 Italy	0.2	0.5			2.9	3.7
 Finland		0.4			3.1	3.5
 Austria		2.1			0.9	3.0
 Canada		1.6		0.2	0.5	2.3
 Korea, Republic of		1.4				1.4
 Australia		0.5			0.6	1.1
 Hong Kong		0.9			0.1	1.0
 Taiwan Red Cross Organisation		0.6				0.6
 Viet Nam		0.5				0.5
 Saudi Arabia					0.3	0.4
 New Zealand					0.1	0.2
 Slovenia		0.2				0.2
 China					0.1	0.1
 Spain						0.1
 Iceland		0.1			0.1	0.1
 Kuwait		0.1				0.1
 Liechtenstein		0.1				0.1
 Luxembourg		0.1				0.1
 Monaco		0.1				0.1
 Philippines						0.1
 Togo					0.1	0.1
All Other Donor Countries						0.2
<b>Grand total</b>	<b>11.0</b>	<b>39.2</b>	<b>17.0</b>	<b>38.2</b>	<b>44.7</b>	<b>150.4</b>

# Donor Response

## Top 20 National RC Societies, in Millions CHF

Selected Parameters	
Year / period:	2024/1-12

Refreshed on 27-May-2024 at 09:15

National RC Society	Hosted Projects	Humanitarian response	Regular Resources	Special purpose funds	Thematic	Grand total
<b>British Red Cross</b>	2.8	12.0		2.2	1.0	18.1
From Government	2.8	6.6		2.2	0.5	12.1
<b>The Netherlands Red Cross</b>		-0.3	1.6	3.7	7.1	12.1
From Government		-0.3	1.6	3.7	7.0	12.0
<b>American Red Cross</b>		9.4			0.5	9.9
From Government						
<b>Norwegian Red Cross</b>		0.9		4.2	2.6	7.8
From Government		0.9		4.2	2.3	7.5
<b>Finnish Red Cross</b>		0.4			3.1	3.5
From Government					2.8	2.8
<b>Japanese Red Cross Society</b>		1.2		0.3	1.8	3.3
From Government						
<b>Austrian Red Cross</b>		2.1			0.9	3.0
From Government						
<b>The Canadian Red Cross Society</b>		1.6		0.2	0.4	2.2
From Government		0.2		0.2	0.1	0.5
<b>The Republic of Korea National Red Cross</b>		1.4				1.4
From Government						
<b>Italian Red Cross</b>	0.2	0.5			0.5	1.3
From Government						
<b>Belgian Red Cross (Flanders)</b>		1.0		0.1		1.2
From Government				0.1		0.1
<b>Hong Kong Red Cross</b>		0.9			0.1	1.0
From Government		0.7				0.7
<b>Swiss Red Cross</b>		0.7			0.3	1.0
From Government						
<b>Australian Red Cross</b>		0.5			0.3	0.8
From Government					0.2	0.2
<b>German Red Cross</b>					0.6	0.7
From Government					0.5	0.5
<b>Taiwan Red Cross Organisation</b>		0.6				0.6
From Government						
<b>Red Cross of Viet Nam</b>		0.5				0.5
From Government						
<b>Saudi Arabian Red Crescent Society</b>					0.3	0.3
From Government						
<b>Slovenian Red Cross</b>		0.2				0.2
From Government						
<b>Belgian Red Cross (Francophone)</b>				0.1		0.1
From Government				0.1		0.1
<b>Icelandic Red Cross</b>		0.1			0.1	0.1
From Government		0.1				0.1
<b>Liechtenstein Red Cross</b>		0.1				0.1
From Government						
<b>New Zealand Red Cross</b>					0.1	0.1
From Government						
<b>Red Cross of Monaco</b>		0.1				0.1
From Government						
All Other National RC Societies						0.1
<b>Grand total</b>	<b>3.1</b>	<b>33.9</b>	<b>1.6</b>	<b>11.0</b>	<b>19.8</b>	<b>69.3</b>

# Donor Response

Top Multilaterals, IFIs and INGOs Donors, in Millions CHF

Selected Parameters	
Year / period:	2024/1-12

Refreshed on 27-May-2024 at 09:15

Donor Group / Donor Name	Humanitarian response	Special purpose funds	Thematic	Grand total
<b>European Commission</b>	<b>0.8</b>	<b>3.0</b>	<b>2.9</b>	<b>6.7</b>
European Commission - DG ECHO	0.8	3.0	0.8	4.6
European Commission - INTPA			2.1	2.1
<b>GAVI Alliance</b>			<b>1.2</b>	<b>1.2</b>
GAVI Alliance			1.2	1.2
<b>Kuwait Society for Relief</b>	<b>0.1</b>			<b>0.1</b>
Kuwait Society for Relief	0.1			0.1
<b>RIVET</b>			<b>0.1</b>	<b>0.1</b>
RIVET			0.1	0.1
All Other Donors				<b>0.2</b>
<b>Grand total</b>	<b>0.9</b>	<b>3.0</b>	<b>4.2</b>	<b>8.1</b>

# Donor Response

## Top 30 Governments, in Millions CHF

Selected Parameters	
Year / period:	2024/1-12

Refreshed on 27-May-2024 at 09:15

Government	Humanitarian response	Regular Resources	Special purpose funds	Thematic	Hosted Projects	Grand total
Japanese Government	3.6			9.5		13.2
Swiss Government		3.0	3.0	2.4		8.4
German Government			7.7			7.7
British Government		7.3				7.3
Swedish Government		2.4	4.3			6.6
Irish Government		2.0	1.4	2.0		5.3
Belgium Government			3.3			3.3
United States Government			0.3	2.6		2.9
Italian Government				2.4		2.4
Australian Government				0.3		0.3
Chinese Government				0.1		0.1
Luxembourg Government	0.1					0.1
the Togolese Republic				0.1		0.1
Canadian Government						
Croatian Government						
Estonia Government						
French Government						
Hungarian Government						
Indonesian Government						
Lithuania Government						
Malaysian Government						
New Zealand Government						
Poland Government						
Republic of Korea Government						
Spanish Government						
The Republic of the Philippines						
All Other Governements						
<b>Grand total</b>	<b>3.8</b>	<b>14.7</b>	<b>19.9</b>	<b>19.4</b>		<b>57.9</b>

# Donor Response

## Top 30 Private Sector, in Millions CHF

Selected Parameters	
Year / period:	2024/1-12

Refreshed on 27-May-2024 at 09:15

Donor Name	Hosted Projects	Humanitarian response	Regular Resources	Special purpose funds	Thematic	Grand total
The Bloomberg Family Foundation Inc	6.1					6.1
Chanel			0.4	2.3		2.7
FERNWOOD GROUP FUND	1.8					1.8
Frankfurt School of Finance and Managemem				1.1		1.1
Nestle			0.1	0.5	0.4	1.0
Muslim Aid USA (MAUSA)					0.5	0.5
Deloitte NSE Services Ltd				0.3		0.3
COFRA Foundation		0.2				0.2
Tomali Foundation					0.2	0.2
Adobe Systems, Inc.						0.1
DELL Technologies		0.1				0.1
IBM		0.1				0.1
KPMG International Cooperative(KPMG-I)		0.1				0.1
XL Insurance Switzerland			0.1			0.1
AbbVie						
Accenture Inc.Foundation						
Adaptavist Group Ltd						
Adidas						
Advintell						
Airbnb, Inc.						
Airbus						
Allianz Technology						
Amadeus IT Group						
Amazon						
Ameriprise Financial						
APPLE						
Arrow Electronics						
Assurant Inc						
Autodesk						
Avanade						
Bank Lombard Odier Darier Hentsch						
Belgium - Private Donors						
Benevity, Inc						
Bloomberg						
Boeing						
Boston Scientific						
British Medical Journal (The BMJ)						
ByteDance Ltd						
California Community Foundation						
Canada - Private Donors						
Catalent						
CENO Company Ltd.						
Ceridian						
Charitable Giving						
Charities Aid Foundation						
CHEP Espana						
China - Private Donors						
Ciena						
Cisco						
Cloudera Foundation						
Coca-Cola						
Danaher Corporation						

Danone  
Deloitte Global Services Limited  
Diageo plc  
Discover Financial Services  
Duolingo  
DXC Technology  
eBay Inc  
Electrolux Food Foundation  
Eli Lilly Export SA  
Ericsson  
Ernst & Young AG  
Estates - Chile  
Estates - United Kingdom  
Etsy, Inc  
F5  
Fidelity  
Fitch Group  
Fondation Botnar  
France - Private Donors  
Germany - Private Donors  
Global Reward Solutions  
Google  
Gordon Brothers Foundation  
Great Britain - Private Donors  
Hewlett Packard  
Hewlett Packard Co. Foundation  
Howden Group Foundation  
Hoya Holdings NV  
HPS Investment Partners LLC  
IEC Telecom Europe  
Illumina Foundation  
Intercontinental Hotels Groups(IHG)  
International Development Research Centre  
Interogo Holding  
Intrepid Foundation  
Intuitive Surgical  
Ireland - Private Donors  
ISN Software UK  
Italy - Private Donors  
Johnson Controls  
Johnson & Johnson foundation  
Lesaffre & Cie  
Levi Strauss Foundation  
Luxembourg - Private Donors  
Macquarie Bank Foundation  
Madison Performance Group  
Malaysia - Private Donors  
Marriott International Inc.  
Marsh & McLennan Companies, Inc.  
Mastercard Inc.  
McKinsey & Co  
Medtronic Foundation  
Microsoft  
Motorola Foundation  
Netherlands - Private Donors  
Norstat AS  
Northern Trust  
Novartis  
NVIDIA Corporation

---

Oracle Corporation						
PAYPAL						
Poland - Private Donors						
PPG Industries Europe Sarl						
PricewaterhouseCoopers						
Pure Encapsulations LLC						
Rockefeller Foundation						
Royal Bank of Canada						
Salesforce						
SAP						
Saudi Arabia - Private Donors						
ServiceNow						
Siemens Gamesa Renewable Energy						
Slovakia - Private Donors						
Societe Fonciere Lyonnaise Group						
Spain - Private Donors						
SPGlobal						
Splunk						
Stryker						
Swedish - Private Donors						
Swiss Humanitarian Foundation, SRK						
Switzerland - Private Donors						
Syngenta International AG						
Tahir Foundation						
Thailand - Private Donors						
TikTok Pte. Ltd.						
TPG Global, LLC						
Twitter						
United States - Private Donors						
University of Geneva (UNIGE)						
Vanguard						
Veeva Systems Inc						
VISA						
VRP Consulting						
WarnerMedia						
Wells Fargo Bank, N.A.						
World Economic forum						
Zimmer Biomet						
Z Zurich Foundation						
All Other Donors						
<b>Grand total</b>	<b>7.9</b>	<b>0.6</b>	<b>0.7</b>	<b>4.2</b>	<b>1.2</b>	<b>14.8</b>

---