

# Donor Response

## Top 30 by Donor, in Millions CHF

Selected Parameters	
Year / period:	2023/1-12

Refreshed on 31-Mar-2023 at 08:00

The financial resources available to the IFRC come from 3 main sources: 1. statutory contributions from its member National Societies; 2. Voluntary contributions from its member National Societies, partners and donors, either unrestricted or to support specific humanitarian response and thematic activities; 3. Other income and cost recoveries.

This report provides an overview of voluntary contributions to the IFRC, it does not include statutory contributions from National Societies nor other income and cost recoveries. It includes contributions to the IFRC Plan of the relevant year (regular resources, thematic and special purposes funds\*) and IFRC Emergency appeals.

\*Special purpose funds are NSIA National Society Investment Alliance, FBA Forecast-Based Action Fund, CBF Capacity Building Fund, DREF Disaster Relief Emergency Funds).

Please note: This donor response report is organized by the year the partners commit the contribution; it does not correspond to the IFRC's statutory financial reporting, including the IFRC's Consolidated Financial Statements and the IFRC's annual accounts.

Donor	Hosted Projects	Humanitarian response	Regular Resources	Special purpose funds	Thematic	Grand total
The Canadian Red Cross Society		19.7		0.6	0.1	20.5
German Government				7.9		7.9
Japanese Government		3.7			4.1	7.8
European Commission		6.7		0.6		7.3
British Red Cross		7.1			0.1	7.2
Italian Government		1.7			5.1	6.9
Japanese Red Cross Society		5.5			1.4	6.9
Swedish Government		1.1	2.4	3.0		6.5
Swiss Government			3.0	3.0		6.0
The Bloomberg Family Foundation Inc	6.0					6.0
EU-Directorate General for Migration and Ho		5.4				5.4
Danish Red Cross		3.7			0.5	4.2
Australian Red Cross		3.4			0.3	3.7
American Red Cross		3.2			0.2	3.4
FERNWOOD GROUP FUND	2.5					2.5
Austrian Red Cross		2.2				2.2
Fondation Botnar	2.2					2.2
Kuwait Red Crescent Society		1.9			0.2	2.1
Netherlands Red Cross		0.9			1.0	1.9
United States Government		1.4			0.6	1.9
United Nations					1.5	1.5
Swiss Red Cross		1.0			0.2	1.2
Irish Government		1.0				1.0
Spanish Government		0.9			0.1	1.0
Spanish Red Cross					1.0	1.0
TikTok Pte. Ltd.		0.9				0.9
Accenture Inc.Foundation		0.7				0.7
Belgium Red Cross		0.7				0.7
China Red Cross (incl. Hong Kong branch)		0.7				0.7
ICRC					0.7	0.7
Nike Foundation		0.7				0.7
Norwegian Red Cross					0.7	0.7
Saudi Arabian Red Crescent Society		0.7				0.7
All Other Donors						7.7
<b>Grand total</b>	<b>10.7</b>	<b>75.0</b>	<b>5.4</b>	<b>15.2</b>	<b>17.8</b>	<b>131.8</b>





































# Donor Response

## Top 30 Donor Countries, in Millions CHF

Selected Parameters	
Year / period:	2023/1-12

Refreshed on 31-Mar-2023 at 08:00

In this table, voluntary contributions are grouped by donor country (National Societies, Governments and Private Sector), with the exception of Multilateral Organizations that by definition are not associated to one specific country.

Donor Country	Hosted Projects	Humanitarian response	Regular Resources	Special purpose funds	Thematic	Grand total
 Canada		19.8		0.6	0.1	20.6
 United States of America (the)	8.5	6.6	0.1		2.3	17.4
 Switzerland	2.2	6.8	3.0	3.0	1.2	16.2
 Japan		9.8			5.5	15.3
 Germany				7.9	0.1	8.0
 United Kingdom		7.4	0.4		0.1	7.9
 Italy		2.3			5.5	7.8
 European Commission		6.7		0.6		7.3
 Sweden		1.3	2.4	3.0		6.7
 Denmark		3.8			0.5	4.3
 Australia		3.4			0.3	3.7
 Austria		2.2				2.2
 Kuwait		1.9			0.2	2.1
 Spain		0.9			1.1	2.0
 Netherlands		0.9			1.0	1.9
 Ireland		1.0				1.0
 China		0.9				0.9
 Belgium		0.7				0.7
 Norway					0.7	0.7
 Saudi Arabia		0.7				0.7
 Finland					0.6	0.6
 France		0.5			0.1	0.6
 Hong Kong		0.6				0.6
 Singapore		0.5				0.5
 Bulgaria		0.4				0.4
 Slovenia		0.3				0.3
 Taiwan Red Cross Organisation		0.3				0.3
 Croatia		0.2				0.2
 Iceland					0.1	0.1
 Luxembourg		0.1				0.1
 Monaco		0.1				0.1
 Montenegro		0.1				0.1
 Macao		0.1				0.1
 New Zealand			0.1			0.1
 Philippines		0.1				0.1
 Serbia		0.1				0.1
All Other Donor Countries						0.1
<b>Grand total</b>	<b>10.7</b>	<b>80.5</b>	<b>6.0</b>	<b>15.2</b>	<b>19.4</b>	<b>131.8</b>

# Donor Response

## Top 20 National RC Societies, in Millions CHF

Selected Parameters	
Year / period:	2023/1-12

Refreshed on 31-Mar-2023 at 08:00

National RC Society	Hosted Projects	Humanitarian response	Special purpose funds	Thematic	Grand total
<b>The Canadian Red Cross Society</b>		19.7	0.6	0.1	20.5
From Government		0.1	0.6		0.7
<b>British Red Cross</b>		7.1		0.1	7.2
From Government		0.1			0.1
<b>Japanese Red Cross Society</b>		5.5		1.4	6.9
From Government					
<b>Danish Red Cross</b>		3.7		0.5	4.2
From Government		2.6			2.6
<b>Australian Red Cross</b>		3.4		0.3	3.7
From Government		2.5		0.2	2.8
<b>American Red Cross</b>		3.2		0.2	3.4
From Government					
<b>Austrian Red Cross</b>		2.2			2.2
From Government					
<b>Kuwait Red Crescent Society</b>		1.9		0.2	2.1
From Government					
<b>The Netherlands Red Cross</b>		0.9		1.0	1.9
From Government		0.7		0.3	1.0
<b>Swiss Red Cross</b>		1.0		0.2	1.2
From Government					
<b>Spanish Red Cross</b>				1.0	1.0
From Government					
<b>Belgian Red Cross (Francophone)</b>		0.7			0.7
From Government					
<b>Norwegian Red Cross</b>				0.7	0.7
From Government				0.6	0.6
<b>Saudi Arabian Red Crescent Society</b>		0.7			0.7
From Government					
<b>Finnish Red Cross</b>				0.6	0.6
From Government				0.2	0.2
<b>Hong Kong Red Cross, Branch of the Red</b>		0.6			0.6
From Government					
<b>Italian Red Cross</b>		0.2		0.4	0.5
From Government					
<b>Singapore Red Cross Society</b>		0.5			0.5
From Government					
<b>Bulgarian Red Cross</b>		0.4			0.4
From Government					
<b>Taiwan Red Cross Organisation</b>		0.3			0.3
From Government					
All Other National RC Societies					1.4
<b>Grand total</b>		<b>52.1</b>	<b>0.6</b>	<b>6.6</b>	<b>59.4</b>

# Donor Response

Top Multilaterals, IFIs and INGOs Donors, in Millions CHF

Selected Parameters	
Year / period:	2023/1-12

Refreshed on 31-Mar-2023 at 08:00

Donor Group / Donor Name	Humanitarian response	Special purpose funds	Thematic	Grand total
<b>European Commission</b>	<b>6.7</b>	<b>0.6</b>		<b>7.3</b>
European Commission - DG ECHO	6.7	0.6		7.3
<b>EU-Directorate General for Migration and Home Affairs</b>	<b>5.4</b>			<b>5.4</b>
EU-Directorate General for Migration and Home Affairs	5.4			5.4
<b>United Nations</b>			<b>1.5</b>	<b>1.5</b>
UNICEF - United Nations Children's Fund			0.6	0.6
UNHCR - UN Refugee Agency			0.5	0.5
United Nations Foundation (UNF)			0.3	0.3
<b>ICRC</b>			<b>0.7</b>	<b>0.7</b>
ICRC			0.7	0.7
All Other Donors				
<b>Grand total</b>	<b>12.1</b>	<b>0.6</b>	<b>2.1</b>	<b>14.8</b>

# Donor Response

Top 30 Governments, in Millions CHF

Selected Parameters	
Year / period:	2023/1-12

Refreshed on 31-Mar-2023 at 08:00

Government	Humanitarian response	Regular Resources	Special purpose funds	Thematic	Grand total
German Government			7.9		7.9
Japanese Government	3.7			4.1	7.8
Italian Government	1.7			5.1	6.9
Swedish Government	1.1	2.4	3.0		6.5
Swiss Government		3.0	3.0		6.0
United States Government	1.4			0.6	1.9
Irish Government	1.0				1.0
Spanish Government	0.9			0.1	1.0
British Government		0.4			0.4
Slovenia Government	0.2				0.2
New Zealand Government		0.1			0.1
Canadian Government					
French Government					
Monaco Government					
Republic of Korea Government					
All Other Governements					
<b>Grand total</b>	<b>10.1</b>	<b>5.9</b>	<b>13.9</b>	<b>9.9</b>	<b>39.9</b>

# Donor Response

## Top 30 Private Sector, in Millions CHF

Selected Parameters	
Year / period:	2023/1-12

Refreshed on 31-Mar-2023 at 08:00

Donor Name	Hosted Projects	Humanitarian response	Regular Resources	Special purpose funds	Thematic	Grand total
The Bloomberg Family Foundation Inc	6.0					6.0
FERNWOOD GROUP FUND	2.5					2.5
Fondation Botnar	2.2					2.2
TikTok Pte. Ltd.		0.9				0.9
Accenture Inc.Foundation		0.7				0.7
Nike Foundation		0.7				0.7
Airbnb, Inc.					0.6	0.6
Danone		0.5				0.5
Novartis		0.5				0.5
Takeda Pharmaceutical Company Ltd		0.5				0.5
ABB		0.4				0.4
Johnson & Johnson foundation		0.2				0.2
Microsoft		0.2				0.2
Procter & Gamble		0.2				0.2
Bloomberg		0.1				0.1
KPMG International Cooperative(KPMG-I)		0.1				0.1
Adobe Systems, Inc.						
Airbus						
Amazon						
Austria - Private Donors						
Autohi Ltd						
Belgium - Private Donors						
Bill & Melinda Gates Foundation						
Boston Scientific						
ByteDance Ltd						
CAT International Ltd						
Ceridian						
Charities Aid Foundation						
Chiesi Foundation						
Choice Hotels Licencing B.V.						
Cisco						
Coca-Cola						
Coca Cola Foundation						
Coloplast						
Epic Games						
Ericsson						
Estates - United Kingdom						
FICO - Fair Isaac Corporation						
Finland - Private Donors						
Fitch Group						
France - Private Donors						
Freshfields Service Company						
Germany - Private Donors						
Global Reward Solutions						
Google						
Great Britain - Private Donors						
Heubach Colorants Germany GMBH						
Hewlett Packard						
Interogo Holding						
Italy - Private Donors						
Kroll Associates SAS						
Lesaffre & Cie						

Madison Performance Group					
Malaysia - Private Donors					
Marriott International Inc.					
Marsh & McLennan Companies, Inc.					
Muslim Aid USA (MAUSA)					
Netflix					
Netherlands - Private Donors					
Nissan Europe					
Norstat AS					
NVIDIA Corporation					
Portuguese - Private Donors					
Prudence Foundation					
Saudi Arabia - Private Donors					
Siemens Gamesa Renewable Energy					
Splunk					
Switzerland - Private Donors					
T1 Entertainment & Sports					
The Prince Albert II of Monaco Foundation					
Twilio					
United States - Private Donors					
Vanguard					
Vietnam - Private Donors					
WarnerMedia					
Workday					
All Other Donors					<b>-0.3</b>
<b>Grand total</b>	<b>10.7</b>	<b>5.1</b>	<b>0.1</b>	<b>0.6</b>	<b>16.5</b>