

# Donor Response

## Top 30 by Donor, in Millions CHF

Selected Parameters	
Year / period:	2022/1-12

Refreshed on 17-May-2022 at 08:04

The financial resources available to the IFRC come from 3 main sources: 1. statutory contributions from its member National Societies; 2. Voluntary contributions from its member National Societies, partners and donors, either unrestricted or to support specific humanitarian response and thematic activities; 3. Other income and cost recoveries.

This report provides an overview of voluntary contributions to the IFRC, it does not include statutory contributions from National Societies nor other income and cost recoveries. It includes contributions to the IFRC Plan of the relevant year (regular resources, thematic and special purposes funds\*) and IFRC Emergency appeals.

\*Special purpose funds are NSIA National Society Investment Alliance, FBA Forecast-Based Action Fund, CBF Capacity Building Fund, DREF Disaster Relief Emergency Funds).

Please note: This donor response report is organized by the year the partners commit the contribution; it does not correspond to the IFRC's statutory financial reporting, including the IFRC's Consolidated Financial Statements and the IFRC's annual accounts.

Donor	Regular Resources	Humanitarian response	Thematic	Special purpose funds	Hosted Projects	Grand total
The Canadian Red Cross Society		23.6	0.1	0.7		24.4
British Red Cross		18.5	0.6			19.1
American Red Cross		15.3	0.8			16.1
Japanese Government		11.2	4.1			15.3
Japanese Red Cross Society		11.4	2.4	0.1		13.9
European Commission		10.1	3.5			13.6
Swedish Red Cross		11.9	0.8			12.7
Norwegian Red Cross		11.7	0.8			12.5
Netherlands Red Cross		9.6	0.7			10.3
United States Government		10.2	0.1			10.3
Swedish Government	3.5			3.5		7.0
Irish Red Cross Society		6.7				6.7
Australian Red Cross		4.3	1.4	0.5		6.2
Interogo Holding		5.1				5.1
Johnson & Johnson foundation		4.7				4.7
Finnish Red Cross		2.3	1.2			3.5
Swiss Red Cross		3.1	0.2			3.3
Irish Government	0.6	1.3		1.2		3.1
Italian Government	0.7	2.1				2.9
The Bloomberg Family Foundation Inc					2.8	2.8
Fondation Botnar					2.7	2.7
Danish Red Cross		2.5				2.5
Spanish Government		2.0	0.5			2.5
Coca Cola Foundation		2.4				2.4
Takeda Pharmaceutical Company Ltd		2.3				2.3
Italian Red Cross		0.3	1.8			2.1
United Nations		0.2	1.5			1.6
German Government			1.6			1.6
FERNWOOD GROUP FUND					1.5	1.5
ICRC			1.0	0.4		1.4
All Other Donors	0.5	16.5	4.5	1.7		23.3
<b>Grand total</b>	<b>5.4</b>	<b>189.4</b>	<b>27.5</b>	<b>8.1</b>	<b>7.0</b>	<b>237.5</b>

































# Donor Response

## Top 30 Donor Countries, in Millions CHF

Selected Parameters	
Year / period:	2022/1-12

Refreshed on 17-May-2022 at 08:04

In this table, voluntary contributions are grouped by donor country (National Societies, Governments and Private Sector), with the exception of Multilateral Organizations that by definition are not associated to one specific country.

Donor Country	Regular Resources	Humanitarian response	Thematic	Special purpose funds	Hosted Projects	Grand total
 United States of America (the)	0.5	29.5	3.6	0.1	4.3	38.0
 Japan		25.4	6.5	0.1		32.0
 United Kingdom		24.8	0.6			25.4
 Canada		23.6	0.1	0.7		24.4
 Sweden	3.5	11.9	0.8	3.5		19.7
 Switzerland	0.1	10.5	2.7	0.4	2.7	16.4
 Norway		12.7	0.8			13.6
 European Commission		10.1	0.4			10.5
 Netherlands		9.8	0.7			10.5
 Ireland	0.6	8.1		1.2		10.0
 Australia		4.4	1.4	0.5		6.3
 Italy	0.7	2.8	1.8			5.4
 Belgium		1.0	3.1			4.2
 Finland		2.5	1.2			3.7
 Spain		2.7	0.5			3.2
 Denmark		2.5				2.5
 France		1.5	0.6			2.1
 Germany			1.9			1.9
 New Zealand		1.4				1.4
 Austria			0.3	1.0		1.3
 Korea, Republic of		0.9				0.9
 Singapore		0.9				0.9
 Iceland		0.3	0.3			0.6
 Luxembourg		0.1		0.5		0.6
 Monaco		0.4	0.1			0.4
 Greece		0.4				0.4
 Slovenia		0.4				0.4
 China		0.3				0.3
 Taiwan Red Cross Organisation		0.2	0.1			0.3
 Latvia		0.1				0.1
 Malaysia		0.1				0.1
 Philippines		0.1				0.1
All Other Donor Countries		0.2				0.2
<b>Grand total</b>	<b>5.4</b>	<b>189.4</b>	<b>27.5</b>	<b>8.1</b>	<b>7.0</b>	<b>237.5</b>

# Donor Response

## Top 20 National RC Societies, in Millions CHF

Selected Parameters	
Year / period:	2022/1-12

Refreshed on 17-May-2022 at 08:04

National RC Society	Humanitarian response	Thematic	Special purpose funds	Hosted Projects	Regular Resources	Grand total
<b>The Canadian Red Cross Society</b>	23.6	0.1	0.7			24.4
From Government	6.6		0.7			7.3
<b>British Red Cross</b>	18.5	0.6				19.1
From Government	9.5					9.5
<b>American Red Cross</b>	15.3	0.8				16.1
From Government						
<b>Japanese Red Cross Society</b>	11.4	2.4	0.1			13.9
From Government						
<b>Swedish Red Cross</b>	11.9	0.8				12.7
From Government						
<b>Norwegian Red Cross</b>	11.7	0.8				12.5
From Government	10.6	0.8				11.4
<b>The Netherlands Red Cross</b>	9.6	0.7				10.3
From Government	9.6					9.6
<b>Irish Red Cross Society</b>	6.7					6.7
From Government						
<b>Australian Red Cross</b>	4.3	1.4	0.5			6.2
From Government	2.3	0.7	0.5			3.5
<b>Finnish Red Cross</b>	2.3	1.2				3.5
From Government	0.7	0.5				1.2
<b>Swiss Red Cross</b>	3.1	0.2				3.3
From Government						
<b>Danish Red Cross</b>	2.5					2.5
From Government						
<b>Italian Red Cross</b>	0.3	1.8				2.1
From Government						
<b>French Red Cross</b>	0.5	0.6				1.1
From Government	0.5					0.5
<b>Belgian Red Cross (Francophone)</b>	1.0					1.0
From Government						
<b>New Zealand Red Cross</b>	0.9					0.9
From Government						
<b>Singapore Red Cross Society</b>	0.9					0.9
From Government						
<b>The Republic of Korea National Red Cros</b>	0.7					0.7
From Government						
<b>Icelandic Red Cross</b>	0.3	0.3				0.6
From Government	0.2					0.2
<b>Spanish Red Cross</b>	0.5					0.5
From Government						
All Other National RC Societies	1.9	0.8				2.7
<b>Grand total</b>	<b>126.1</b>	<b>11.7</b>	<b>1.3</b>			<b>139.1</b>

# Donor Response

Top Multilaterals, IFIs and INGOs Donors, in Millions CHF

Selected Parameters	
Year / period:	2022/1-12

Refreshed on 17-May-2022 at 08:04

Donor Group / Donor Name	Humanitarian response	Thematic	Special purpose funds	Grand total
<b>European Commission</b>	<b>10.1</b>	<b>3.5</b>		<b>13.6</b>
European Commission - DG ECHO	10.1	0.4		10.5
EU DG NEAR		3.1		3.1
<b>United Nations</b>	<b>0.1</b>	<b>1.5</b>		<b>1.6</b>
UNHCR - UN Refugee Agency		0.9		0.9
UNICEF - United Nations Children's Fund		0.4		0.4
United Nations Foundation (UNF)		0.2		0.2
UNDP - United Nations Development Progra	0.1			0.1
<b>ICRC</b>		<b>1.0</b>	<b>0.4</b>	<b>1.4</b>
ICRC		1.0	0.4	1.4
All Other Donors	0.1			0.2
<b>Grand total</b>	<b>10.2</b>	<b>6.0</b>	<b>0.4</b>	<b>16.5</b>

# Donor Response

## Top 30 Governments, in Millions CHF

Selected Parameters	
Year / period:	2022/1-12

Refreshed on 17-May-2022 at 08:04

Government	Regular Resources	Humanitarian response	Thematic	Special purpose funds	Grand total
Japanese Government		11.2	4.1		15.3
United States Government		10.2	0.1		10.3
Swedish Government	3.5			3.5	7.0
Irish Government	0.6	1.3		1.2	3.1
Italian Government	0.7	2.1			2.9
Spanish Government		2.0	0.5		2.5
German Government			1.6		1.6
Austrian Government				1.0	1.0
Luxembourg Government		0.1		0.5	0.6
New Zealand Government		0.5			0.5
Republic of Korea Government		0.2			0.2
Malaysian Government		0.1			0.1
Swiss Government			0.1		0.1
Belgium Government					
Netherlands Government					
Romanian Government					
Slovakia Government					
Slovenia Government					
The Republic of Cyprus					
The Republic of the Philippines					
All Other Governments					
<b>Grand total</b>	<b>4.9</b>	<b>27.8</b>	<b>6.4</b>	<b>6.3</b>	<b>45.3</b>

# Donor Response

## Top 30 Private Sector, in Millions CHF

Selected Parameters	
Year / period:	2022/1-12

Refreshed on 17-May-2022 at 08:04

Donor Name	Regular Resources	Humanitarian response	Thematic	Special purpose funds	Hosted Projects	Grand total
Interogo Holding		5.1				5.1
Johnson & Johnson foundation		4.7				4.7
The Bloomberg Family Foundation Inc					2.8	2.8
Fondation Botnar					2.7	2.7
Coca Cola Foundation		2.4				2.4
Takeda Pharmaceutical Company Ltd		2.3				2.3
FERNWOOD GROUP FUND					1.5	1.5
Circle K		1.0				1.0
Diageo plc		1.0				1.0
Lindt & Sprüngli		1.0				1.0
White and Case, LLP			0.9			0.9
Simón Bolívar Foundation/CITGO			0.8			0.8
Nestle		0.7				0.7
Procter & Gamble		0.7				0.7
Danone		0.5				0.5
FIA Foundation		0.5				0.5
Nissan Europe		0.5				0.5
Olympus Corporation		0.5				0.5
Adobe Systems, Inc.	0.4					0.4
Charities Aid Foundation	0.1	0.3				0.4
CNH Industrial International SA		0.4				0.4
Chiesi Foundation		0.3				0.3
CVC Philanthropy Ltd		0.3				0.3
Mondelez International Foundation		0.1	0.2			0.3
Uber Technologies Inc.		0.3				0.3
Arcadis NV		0.2				0.2
Coca-Cola Europacific Partners		0.2				0.2
Fortum Oyj		0.2				0.2
Amway			0.1			0.1
Fidelity		0.1				0.1
Lars Amundsen Foundation		0.1				0.1
ShelterBox		0.1				0.1
Siemens Gamesa Renewable Energy		0.1				0.1
Six Nations Rugby Ltd		0.1				0.1
Splunk				0.1		0.1
XL Insurance Switzerland	0.1					0.1
All Other Donors	0.1	-0.1	0.6			0.4
<b>Grand total</b>	<b>0.5</b>	<b>23.4</b>	<b>2.0</b>	<b>0.1</b>	<b>7.0</b>	<b>33.2</b>