

Donor Response

Top 30 by Donor, in Millions CHF

Selected Parameters	
Year / period:	2021 - 2021

Refreshed on 01-Dec-2021 at 08:03

The financial resources available to the IFRC come from 3 main sources: 1. statutory contributions from its member National Societies; 2. Voluntary contributions from its member National Societies, partners and donors, either unrestricted or to support specific humanitarian response and thematic activities; 3. Other income and cost recoveries.

This report provides an overview of voluntary contributions to the IFRC, it does not include statutory contributions from National Societies nor other income and cost recoveries. It includes contributions to the IFRC Plan of the relevant year (regular resources, thematic and special purposes funds*) and IFRC Emergency appeals.

*Special purpose funds are NSIA National Society Investment Alliance, FBA Forecast-Based Action Fund, CBF Capacity Building Fund, DREF Disaster Relief Emergency Funds).

Please note: This donor response report is organized by the year the partners commit the contribution; it does not correspond to the IFRC's statutory financial reporting, including the IFRC's Consolidated Financial Statements and the IFRC's annual accounts.

Donor	Regular Resources	Humanitarian response	Thematic	Special purpose funds	Hosted Projects	Grand total
United States Government		40.3	20.4	5.3		66.0
European Commission		15.4	3.6	4.6		23.5
Swiss Government	3.0	8.8	1.8	4.0		17.5
Netherlands Red Cross		8.4	2.7	2.4		13.5
The Canadian Red Cross Society		11.7		1.5		13.3
British Red Cross		7.7	2.1	1.9	1.0	12.7
Japanese Government		5.1	6.1			11.2
Australian Red Cross		5.7	2.8			8.5
Finnish Red Cross		6.0	2.5			8.5
Swedish Red Cross		2.1	4.3	2.1		8.4
Norwegian Red Cross		1.7	3.0	3.1		7.8
Swedish Government	7.6					7.6
American Red Cross		5.1	1.8			6.9
Belgium Government		3.8		2.7		6.5
United Nations		1.9	3.8			5.7
The Bloomberg Family Foundation Inc					4.9	4.9
New Zealand Government		4.6		0.1		4.6
Japanese Red Cross Society		2.1	1.9	0.3		4.3
Italian Government	0.5	2.7	1.0			4.2
Danish Red Cross		2.1	2.0			4.1
Nestle		4.1				4.1
German Government		1.4	1.5	0.8		3.7
ICRC		0.1	2.4	0.4		2.8
Fondation Botnar					2.8	2.8
Irish Government	0.6	0.7	0.1	1.1		2.6
FERNWOOD GROUP FUND					2.4	2.4
Bill & Melinda Gates Foundation			2.3			2.3
Italian Red Cross		0.7	1.4		0.1	2.2
Taiwan Red Cross Organisation		0.2	1.9			2.0
German Red Cross		1.6	0.4			2.0
All Other Donors	2.5	12.8	6.1	0.1	0.3	21.8
Grand total	14.3	156.7	75.8	30.3	11.5	288.6






































Donor Response

Top 30 Donor Countries, in Millions CHF

Selected Parameters	
Year / period:	2021 - 2021

Refreshed on 01-Dec-2021 at 08:03

In this table, voluntary contributions are grouped by donor country (National Societies, Governments and Private Sector), with the exception of Multilateral Organizations that by definition are not associated to one specific country.

Donor Country	Regular Resources	Humanitarian response	Thematic	Special purpose funds	Hosted Projects	Grand total
 United States of America (the)	1.0	46.0	26.4	5.5	7.3	86.2
 Switzerland	3.1	16.6	10.0	4.4	2.8	36.8
 European Commission		15.4	3.6	4.6		23.5
 Sweden	7.6	2.1	4.3	2.1		16.0
 Japan		7.2	8.0	0.3		15.5
 Netherlands	1.1	8.4	2.7	2.4		14.6
 United Kingdom		9.3	2.2	1.9	1.0	14.5
 Canada		11.7		1.5		13.3
 Australia		5.7	3.0			8.7
 Finland		6.0	2.6			8.6
 Norway		1.7	3.0	3.1		7.8
 Italy	0.5	3.4	2.4		0.1	6.4
 Belgium		3.8		2.5		6.3
 Germany		3.1	2.0	0.8		5.9
 New Zealand		4.6	0.2	0.1		4.9
 Denmark		2.1	2.0			4.1
 Ireland	0.6	0.9	0.1	1.1		2.8
 Spain		1.9	0.4			2.3
 Taiwan Red Cross Organisation		0.2	1.9			2.0
 Austria		1.2	0.1			1.3
 China		0.9	0.2			1.2
 Korea, Republic of		1.0				1.0
 Saudi Arabia	0.2	0.8				1.0
 Monaco		0.8				0.8
 France		0.3	0.2		0.2	0.7
 Hong Kong		0.6				0.6
 Luxembourg		0.3	0.1			0.4
 Turkey	0.1	0.2	0.1			0.4
 Iceland		0.1	0.1			0.2
 Bahrain		0.1				0.1
 Czech Republic		0.1				0.1
 Estonia		0.1				0.1
 Hungary			0.1			0.1
 Iran, Islamic Republic of			0.1			0.1
 Kuwait			0.1			0.1
 Lithuania	0.1					0.1
 Romania		0.1				0.1
All Other Donor Countries		0.1			0.1	0.2
Grand total	14.3	156.7	75.8	30.3	11.5	288.6

Donor Response

Top 20 National RC Societies, in Millions CHF

Selected Parameters	
Year / period:	2021 - 2021

Refreshed on 01-Dec-2021 at 08:03

National RC Society	Regular Resources	Humanitarian response	Thematic	Special purpose funds	Hosted Projects	Grand total
The Netherlands Red Cross		8.4	2.7	2.4		13.5
From Government		6.3	1.3	0.6		8.3
The Canadian Red Cross Society		11.7		1.5		13.3
From Government		10.1		1.5		11.6
British Red Cross		7.7	2.1	1.9	1.0	12.7
From Government		2.6		1.9	1.0	5.5
Australian Red Cross		5.7	2.8			8.5
From Government		5.1	2.1			7.2
Finnish Red Cross		6.0	2.5			8.5
From Government		4.7	1.2			5.9
Swedish Red Cross		2.1	4.3	2.1		8.4
From Government						
Norwegian Red Cross		1.7	3.0	3.1		7.8
From Government		1.2	2.4	2.9		6.5
American Red Cross		5.1	1.8			6.9
From Government						
Japanese Red Cross Society		2.1	1.9	0.3		4.3
From Government						
Danish Red Cross		2.1	2.0			4.1
From Government		1.0	0.3			1.4
Italian Red Cross		0.7	1.4		0.1	2.2
From Government						
Taiwan Red Cross Organisation		0.2	1.9			2.0
From Government						
German Red Cross		1.6	0.4			2.0
From Government		0.1	0.2			0.3
Swiss Red Cross		0.9	0.5			1.5
From Government		0.1				0.1
Austrian Red Cross		1.2	0.1			1.3
From Government		0.8				0.8
Red Cross Society of China		0.9	0.2			1.1
From Government						
Spanish Red Cross		0.6	0.2			0.7
From Government						
Red Cross of Monaco		0.5				0.5
From Government						
China Red Cross, Hong Kong branch		0.4				0.4
From Government		0.2				0.2
French Red Cross		0.2	0.2			0.4
From Government		0.2				0.2
All Other National RC Societies		0.7	0.9	-0.2		1.4
Grand total		59.8	27.8	11.3	1.1	100.1

Donor Response

Top Multilaterals, IFIs and INGOs Donors, in Millions CHF

Selected Parameters	
Year / period:	2021 - 2021

Refreshed on 01-Dec-2021 at 08:03

Donor Group / Donor Name	Humanitarian response	Thematic	Special purpose funds	Grand total
European Commission	15.5	3.6	4.6	23.7
European Commission - DG ECHO	15.5	3.2	4.6	23.3
European Commission - DEVCO		0.3		0.3
United Nations	1.9	3.8		5.7
UNHCR - UN Refugee Agency		3.0		3.0
WHO - World Health Organization	1.7	0.2		2.0
UNICEF - United Nations Children's Fund	0.1	0.6		0.8
ICRC	0.1	2.4	0.4	2.8
ICRC	0.1	2.4	0.4	2.8
Islamic Development Bank IsDB	0.8			0.8
Islamic Development Bank IsDB	0.8			0.8
World Organisation of the Scout Movemen		0.3		0.3
World Organisation of the Scout Movement		0.3		0.3
Center for Disaster Philanthropy	0.2			0.2
Center for Disaster Philanthropy	0.2			0.2
Nesta		0.1		0.1
Nesta		0.1		0.1
All Other Donors	-0.1	0.1		0.1
Grand total	18.4	10.2	5.0	33.5

Donor Response

Top 30 Governments, in Millions CHF

Selected Parameters	
Year / period:	2021 - 2021

Refreshed on 01-Dec-2021 at 08:03

Government	Regular Resources	Humanitarian response	Thematic	Special purpose funds	Grand total
United States Government		40.3	20.4	5.3	66.0
Swiss Government	3.0	8.8	1.8	4.0	17.5
Japanese Government		5.1	6.1		11.2
Swedish Government	7.6				7.6
Belgium Government		3.8		2.7	6.5
New Zealand Government		4.6		0.1	4.6
Italian Government	0.5	2.7	1.0		4.2
German Government		1.4	1.5	0.8	3.7
Irish Government	0.6	0.7	0.1	1.1	2.6
Spanish Government		1.3	0.2		1.5
Netherlands Government	1.1				1.1
Republic of Korea Government		0.9			0.9
British Government		0.4			0.4
Australian Government			0.2		0.2
Saudi Arabia Government	0.2				0.2
Czech Government		0.1			0.1
Estonia Government		0.1			0.1
Government of Romania		0.1			0.1
Hungarian Government			0.1		0.1
Lithuania Government	0.1				0.1
Luxembourg Government		0.1			0.1
Turkish Government	0.1				0.1
French Government					
Monaco Government					
Slovenia Government					
All Other Governements					
Grand total	13.2	70.3	31.4	14.0	128.9

Donor Response

Top 30 Private Sector, in Millions CHF

Selected Parameters	
Year / period:	2021 - 2021

Refreshed on 01-Dec-2021 at 08:03

Donor Name	Regular Resources	Humanitarian response	Thematic	Special purpose funds	Hosted Projects	Grand total
The Bloomberg Family Foundation Inc					4.9	4.9
Nestle		4.1				4.2
Fondation Botnar					2.8	2.8
FERNWOOD GROUP FUND					2.4	2.4
Bill & Melinda Gates Foundation			2.3			2.3
Z Zurich Foundation			1.5			1.5
Johnson & Johnson foundation		1.0				1.0
Uber Technologies Inc.	0.6					0.6
FIA Foundation		0.5				0.5
Lars Amundsen Foundation			0.4			0.4
Novartis		0.4				0.5
KPMG International Cooperative(KPMG-I)		0.3				0.3
Mondelez International Foundation			0.3			0.3
The Prince Albert II of Monaco Foundation		0.3				0.3
Electronic Arts	0.2					0.2
European Investment Bank Institute		0.2				0.2
Prudence Foundation		0.2				0.2
Rockefeller Foundation			0.2			0.2
Total					0.2	0.2
White and Case, LLP				0.2		0.2
Federation Internationale de l'Automobile FIA		0.1				0.1
Hewlett Packard Co. Foundation			0.1			0.1
Kraft Foods Company			0.1			0.1
Muslim Aid USA (MAUSA)			0.1			0.1
Nokia			0.1			0.1
Procter & Gamble		0.1				0.1
UPS foundation			0.1			0.1
ViacomCBS		0.1				0.1
XL Insurance Switzerland	0.1					0.1
Zalando		0.1				0.1
On Line donations						0.1
Parker Hannifin						0.1
All Other Donors	0.2	0.1				0.2
Grand total	0.9	7.5	5.4	0.2	10.3	24.3