

Donor Response

Top 30 by Donor, in Millions CHF

| Selected Parameters | |
|---------------------|-------------|
| Year / period: | 2020 - 2020 |

Refreshed on 18-Nov-2021 at 09:23

The financial resources available to the IFRC come from 3 main sources: 1. statutory contributions from its member National Societies; 2. Voluntary contributions from its member National Societies, partners and donors, either unrestricted or to support specific humanitarian response and thematic activities; 3. Other income and cost recoveries.

This report provides an overview of voluntary contributions to the IFRC, it does not include statutory contributions from National Societies nor other income and cost recoveries. It includes contributions to the IFRC Plan of the relevant year (regular resources, thematic and special purposes funds*) and IFRC Emergency appeals.

The report also includes funding from the European Commission to support the cash assistance programme in Turkey through the Emergency Social Safety Net (ESSN).

The European Commission provided a total contribution of EUR 900 million (EUR 500 million in 2019 and EUR 400 million in 2020) to the implementation of the ESSN programme (for the period from September 2019 to October 2022). For further information on ESSN please visit the dedicated web page: <https://media.ifrc.org/ifrc/essn/>

*Special purpose funds are NSIA National Society Investment Alliance, FBA Forecast-Based Action Fund, CBF Capacity Building Fund, DREF Disaster Relief Emergency Funds).

Please note: This donor response report is organized by the year the partners commit the contribution; it does not correspond to the IFRC's statutory financial reporting, including the IFRC's Consolidated Financial Statements and the IFRC's annual accounts.

| Donor | Hosted Projects | Humanitarian response | Regular Resources | Special purpose funds | Thematic | Grand total |
|-------------------------------------|-----------------|-----------------------|-------------------|-----------------------|--------------|--------------|
| European Commission | | 478.3 | | 5.1 | 5.5 | 488.9 |
| United States Government | | 41.3 | | 0.7 | 35.6 | 77.5 |
| British Red Cross | 0.9 | 61.0 | 0.4 | 1.9 | 4.1 | 68.3 |
| Netherlands Red Cross | | 29.7 | | 4.3 | 2.1 | 36.0 |
| American Red Cross | | 20.3 | | | 1.6 | 21.9 |
| Japanese Government | | 21.7 | | | | 21.7 |
| German Government | | 16.9 | | 3.0 | 1.6 | 21.5 |
| The Canadian Red Cross Society | | 18.9 | | 1.0 | 0.7 | 20.6 |
| Swiss Government | | 8.2 | 3.0 | 4.0 | 1.1 | 16.3 |
| Swedish Red Cross | | 8.8 | | 1.9 | 4.2 | 14.9 |
| British Government | | | 10.7 | | 0.1 | 10.8 |
| Bill & Melinda Gates Foundation | | | | | 10.2 | 10.2 |
| Norwegian Red Cross | | 3.5 | | 2.4 | 3.3 | 9.2 |
| Italian Government | | 3.0 | | 1.5 | 3.2 | 7.6 |
| Finnish Red Cross | | 4.5 | | | 3.0 | 7.6 |
| Swedish Government | | | 7.2 | | | 7.2 |
| Australian Red Cross | | 4.1 | | | 2.8 | 6.9 |
| The Bloomberg Family Foundation Inc | 6.1 | | | | | 6.1 |
| United Nations | | 0.9 | | | 4.9 | 5.8 |
| Spanish Government | | 4.2 | | | 0.2 | 4.5 |
| Johnson & Johnson foundation | | 4.3 | | | | 4.3 |
| Nestle | | 3.3 | | | 0.9 | 4.2 |
| Irish Government | | 1.6 | 0.6 | 1.1 | 0.3 | 3.6 |
| Swiss Red Cross | | 2.2 | | | 1.2 | 3.4 |
| Belgium Government | | 1.6 | | 1.6 | | 3.1 |
| ICRC | | 0.4 | | 0.4 | 2.4 | 3.2 |
| Japanese Red Cross Society | | 1.1 | | 0.1 | 2.0 | 3.2 |
| Netherlands Government | | | 3.2 | | | 3.2 |
| Danish Red Cross | | 2.3 | | | 0.6 | 2.9 |
| Austrian Red Cross | | 2.6 | | | 0.2 | 2.8 |
| All Other Donors | 3.5 | 35.4 | 0.9 | 1.5 | 13.8 | 55.1 |
| Grand total | 10.5 | 780.1 | 26.1 | 30.3 | 105.7 | 952.7 |































Donor Response

Top 30 Donor Countries, in Millions CHF

| Selected Parameters | |
|---------------------|-------------|
| Year / period: | 2020 - 2020 |

Refreshed on 18-Nov-2021 at 09:23

In this table, voluntary contributions are grouped by donor country (National Societies, Governments and Private Sector), with the exception of Multilateral Organizations that by definition are not associated to one specific country.

| Donor Country | Hosted Projects | Humanitarian response | Regular Resources | Special purpose funds | Thematic | Grand total |
|---|-----------------|-----------------------|-------------------|-----------------------|--------------|--------------|
|  European Commission | | 478.3 | | 5.1 | 5.5 | 488.9 |
|  United States of America (the) | 8.1 | 70.9 | 0.1 | 0.9 | 51.1 | 131.1 |
|  United Kingdom | 0.9 | 66.9 | 11.1 | 1.9 | 5.1 | 86.0 |
|  Netherlands | -0.1 | 29.7 | 3.2 | 4.3 | 2.2 | 39.2 |
|  Switzerland | 1.3 | 15.8 | 3.1 | 5.0 | 10.1 | 35.3 |
|  Japan | | 23.9 | | 0.1 | 2.0 | 26.0 |
|  Germany | | 18.0 | | 3.0 | 3.1 | 24.2 |
|  Sweden | | 9.1 | 7.2 | 1.9 | 4.2 | 22.4 |
|  Canada | | 19.0 | | 1.0 | 0.7 | 20.7 |
|  Australia | | 4.1 | 0.4 | | 5.2 | 9.8 |
|  Norway | | 3.5 | | 2.4 | 3.3 | 9.2 |
|  Italy | | 3.2 | | 1.5 | 3.9 | 8.5 |
|  Finland | | 4.5 | | | 3.0 | 7.6 |
|  Spain | | 5.5 | | | 0.5 | 6.0 |
|  France | 0.2 | 3.0 | | | 0.8 | 4.0 |
|  Ireland | | 1.7 | 0.7 | 1.1 | 0.3 | 3.8 |
|  Austria | | 3.5 | | | 0.2 | 3.7 |
|  Belgium | | 1.6 | | 1.6 | | 3.2 |
|  Denmark | | 2.3 | | | 0.6 | 2.9 |
|  Korea, Republic of | | 2.0 | | | 0.5 | 2.5 |
|  Singapore | | 2.3 | | | | 2.3 |
|  China | | 1.0 | | | 0.6 | 1.7 |
|  Qatar | | 0.1 | | | 1.5 | 1.6 |
|  Saudi Arabia | | 1.6 | | | | 1.6 |
|  New Zealand | | 0.5 | 0.1 | 0.2 | 0.3 | 1.1 |
|  Czech Republic | | 0.6 | | 0.4 | | 1.0 |
|  Supreme Master Ching Hai | | 1.0 | | | | 1.0 |
|  Iceland | | 0.2 | | | 0.5 | 0.7 |
|  Monaco | | 0.6 | | | | 0.6 |
|  Hong Kong | | 0.5 | | | | 0.5 |
| All Other Donor Countries | | 5.4 | 0.1 | 0.1 | 0.3 | 5.8 |
| Grand total | 10.5 | 780.1 | 26.1 | 30.3 | 105.7 | 952.7 |

Donor Response

Top 20 National RC Societies, in Millions CHF

| Selected Parameters | |
|---------------------|-------------|
| Year / period: | 2020 - 2020 |

Refreshed on 18-Nov-2021 at 09:23

| National RC Society | Humanitarian response | Regular Resources | Special purpose funds | Thematic | Hosted Projects | Grand total |
|---|-----------------------|-------------------|-----------------------|-------------|-----------------|--------------|
| British Red Cross | 61.0 | 0.4 | 1.9 | 4.1 | 0.9 | 68.3 |
| From Government | 50.2 | | 1.8 | 0.1 | 0.9 | 53.0 |
| The Netherlands Red Cross | 29.7 | | 4.3 | 2.1 | | 36.0 |
| From Government | 12.4 | | 2.5 | 0.7 | | 15.6 |
| American Red Cross | 20.3 | | | 1.6 | | 21.9 |
| From Government | | | | | | |
| The Canadian Red Cross Society | 18.9 | | 1.0 | 0.7 | | 20.6 |
| From Government | 17.8 | | 1.0 | 0.3 | | 19.1 |
| Swedish Red Cross | 8.8 | | 1.9 | 4.2 | | 14.9 |
| From Government | | | | 0.2 | | 0.2 |
| Norwegian Red Cross | 3.5 | | 2.4 | 3.3 | | 9.2 |
| From Government | 1.9 | | 2.3 | 2.6 | | 6.8 |
| Finnish Red Cross | 4.5 | | | 3.0 | | 7.6 |
| From Government | 2.6 | | | 1.6 | | 4.2 |
| Australian Red Cross | 4.1 | | | 2.8 | | 6.9 |
| From Government | 3.3 | | | 1.5 | | 4.9 |
| Swiss Red Cross | 2.2 | | | 1.2 | | 3.4 |
| From Government | | | | | | |
| Japanese Red Cross Society | 1.1 | | 0.1 | 2.0 | | 3.2 |
| From Government | | | | | | |
| Danish Red Cross | 2.3 | | | 0.6 | | 2.9 |
| From Government | 0.5 | | | 0.5 | | 1.0 |
| Austrian Red Cross | 2.6 | | | 0.2 | | 2.8 |
| From Government | 2.4 | | | | | 2.4 |
| German Red Cross | 1.0 | | | 1.3 | | 2.4 |
| From Government | 0.2 | | | 1.3 | | 1.5 |
| Singapore Red Cross Society | 2.3 | | | | | 2.3 |
| From Government | | | | | | |
| Red Cross Society of China | 1.0 | | | 0.6 | | 1.7 |
| From Government | | | | | | |
| French Red Cross | 1.1 | | | 0.3 | | 1.4 |
| From Government | | | | | | |
| The Republic of Korea National Red Cross | 0.9 | | | 0.5 | | 1.4 |
| From Government | | | | | | |
| Italian Red Cross | 0.2 | | | 0.6 | | 0.8 |
| From Government | | | | | | |
| Icelandic Red Cross | 0.2 | | | 0.5 | | 0.7 |
| From Government | 0.1 | | | 0.3 | | 0.4 |
| Red Cross of Monaco | 0.5 | | | | | 0.5 |
| From Government | | | | | | |
| All Other National RC Societies | 1.4 | | | 0.7 | | 2.0 |
| Grand total | 166.2 | 0.4 | 11.5 | 29.7 | 0.9 | 208.8 |

Donor Response

Top Multilaterals, IFIs and INGOs Donors, in Millions CHF

| Selected Parameters | |
|---------------------|-------------|
| Year / period: | 2020 - 2020 |

Refreshed on 18-Nov-2021 at 09:23

| Donor Group / Donor Name | Humanitarian response | Special purpose funds | Thematic | Grand total |
|--|-----------------------|-----------------------|-------------|--------------|
| European Commission | 478.3 | 5.1 | 5.5 | 488.9 |
| European Commission - DG ECHO | 439.8 | 5.1 | 2.3 | 447.2 |
| EU-DG SANTE | 38.5 | | | 38.5 |
| European Commission - DEVCO | | | 3.2 | 3.2 |
| United Nations | 0.9 | | 4.9 | 5.7 |
| UNHCR - UN Refugee Agency | 0.3 | | 2.5 | 2.8 |
| UNICEF - United Nations Children's Fund | 0.5 | | 0.8 | 1.3 |
| UNOCHA-UN Office Coordination Humanitar | | | 1.2 | 1.2 |
| UNDRR-United Nations Office for Disaster R | | | 0.4 | 0.4 |
| WFP - World Food Programme | | | 0.1 | 0.1 |
| WHO - World Health Organization | 0.1 | | | 0.1 |
| ICRC | 0.4 | 0.4 | 2.4 | 3.2 |
| ICRC | 0.4 | 0.4 | 2.4 | 3.2 |
| World Bank | 2.2 | | | 2.2 |
| World Bank | 2.2 | | | 2.2 |
| The OPEC Fund for International Develop | 0.9 | | | 0.9 |
| The OPEC Fund for International Developme | 0.9 | | | 0.9 |
| Islamic Development Bank IsDB | 0.6 | | | 0.6 |
| Islamic Development Bank IsDB | 0.6 | | | 0.6 |
| Innovative Vector Control Consortium | | | 0.5 | 0.5 |
| Innovative Vector Control Consortium | | | 0.5 | 0.5 |
| Asian Football Confederation | 0.2 | | 0.1 | 0.3 |
| Asian Football Confederation | 0.2 | | 0.1 | 0.3 |
| Elrha | | | 0.2 | 0.2 |
| Elrha | | | 0.2 | 0.2 |
| Save the Children International | | | 0.2 | 0.2 |
| Save the Children International | | | 0.2 | 0.2 |
| All Other Donors | -0.1 | | 0.0 | 0.0 |
| Grand total | 483.5 | 5.5 | 13.8 | 502.7 |

Donor Response

Top 30 Governments, in Millions CHF

| Selected Parameters | |
|---------------------|-------------|
| Year / period: | 2020 - 2020 |

Refreshed on 18-Nov-2021 at 09:23

| Government | Humanitarian response | Regular Resources | Special purpose funds | Thematic | Grand total |
|---------------------------------|-----------------------|-------------------|-----------------------|-------------|--------------|
| United States Government | 41.3 | | 0.7 | 35.6 | 77.5 |
| Japanese Government | 21.7 | | | | 21.7 |
| German Government | 16.9 | | 3.0 | 1.6 | 21.5 |
| Swiss Government | 8.2 | 3.0 | 4.0 | 1.1 | 16.3 |
| British Government | | 10.7 | | 0.1 | 10.8 |
| Italian Government | 3.0 | | 1.5 | 3.2 | 7.6 |
| Swedish Government | | 7.2 | | | 7.2 |
| Spanish Government | 4.2 | | | 0.2 | 4.5 |
| Irish Government | 1.6 | 0.6 | 1.1 | 0.3 | 3.6 |
| Belgium Government | 1.6 | | 1.6 | | 3.1 |
| Netherlands Government | | 3.2 | | | 3.2 |
| Australian Government | | | | 2.4 | 2.4 |
| Republic of Korea Government | 1.1 | | | | 1.1 |
| Saudi Arabia Government | 1.0 | | | | 1.0 |
| Czech Government | 0.3 | | 0.4 | | 0.7 |
| New Zealand Government | 0.4 | 0.1 | 0.2 | | 0.7 |
| Lithuania Government | 0.2 | | | | 0.2 |
| Luxembourg Government | 0.1 | | 0.1 | | 0.2 |
| Canadian Government | 0.1 | | | | 0.1 |
| Estonia Government | 0.1 | | | | 0.1 |
| French Government | 0.1 | | | | 0.1 |
| Government of Malta | 0.1 | | | | 0.1 |
| Hungarian Government | | | | 0.1 | 0.1 |
| India Government | | | | 0.1 | 0.1 |
| Mexican Government | 0.1 | | | | 0.1 |
| Monaco Government | 0.1 | | | | 0.1 |
| Slovenia Government | 0.1 | | | | 0.1 |
| The Republic of Cyprus | 0.1 | | | | 0.1 |
| The Republic of the Philippines | 0.1 | | | | 0.1 |
| Turkish Government | | 0.1 | | | 0.1 |
| All Other Governements | | | | | |
| Grand total | 102.3 | 24.9 | 12.5 | 44.7 | 184.4 |

Donor Response

Top 30 Private Sector, in Millions CHF

| Selected Parameters | |
|---------------------|-------------|
| Year / period: | 2020 - 2020 |

Refreshed on 18-Nov-2021 at 09:23

| Donor Name | Hosted Projects | Humanitarian response | Regular Resources | Special purpose funds | Thematic | Grand total |
|---|-----------------|-----------------------|-------------------|-----------------------|-------------|-------------|
| Bill & Melinda Gates Foundation | | | | | 10.2 | 10.2 |
| The Bloomberg Family Foundation Inc | 6.1 | | | | | 6.1 |
| Johnson & Johnson foundation | | 4.3 | | | | 4.3 |
| Nestle | | 3.3 | | | 0.9 | 4.2 |
| Coca Cola Foundation | | 2.4 | | | | 2.4 |
| FERNWOOD GROUP FUND | 2.0 | | | | | 2.0 |
| Qatar Supreme Committee for Delivery & Le | | | | | 1.5 | 1.5 |
| Fondation Botnar | 1.3 | | | | | 1.3 |
| London Stock Exchange Group (LSEG) | | 1.2 | | | | 1.2 |
| FIA Foundation | | 1.1 | | | | 1.1 |
| Société Générale Foundation | | 1.1 | | | | 1.1 |
| Tides Foundation | | | | | 1.1 | 1.1 |
| Sociedad Textil Lonía S.A. | | 1.0 | | | | 1.0 |
| Supreme Master Ching Hai | | 1.0 | | | | 1.0 |
| Procter & Gamble | | 0.9 | | | | 0.9 |
| Tokyo Electron Limited (TEL) | | 0.9 | | | | 0.9 |
| Z Zurich Foundation | | | | | 0.9 | 0.9 |
| Charities Aid Foundation | | 0.7 | | 0.1 | | 0.9 |
| Federation Internationale de l'Automobile FIA | | 0.8 | | | | 0.8 |
| Goldman Sachs | | 0.7 | | | | 0.7 |
| Foundation Board IFRC | | | | 0.6 | | 0.6 |
| Fondation Hans Wilsdorf | | | | | 0.5 | 0.5 |
| Lacoste S.A. | | | | | 0.5 | 0.5 |
| Simón Bolívar Foundation/CITGO | | 0.5 | | | | 0.5 |
| Bristol-Myers Squibb Company | | 0.4 | | | | 0.4 |
| Estates - Australia | | | 0.4 | | | 0.4 |
| Lars Amundsen Foundation | | | | | 0.4 | 0.4 |
| Ericsson | | 0.3 | | | | 0.3 |
| PPG Industries Europe Sarl | | 0.3 | | | | 0.3 |
| Alter Domus Participations S.ar.l | | 0.2 | | | | 0.2 |
| Boston Scientific | | 0.2 | | | | 0.2 |
| Coca-Cola | | 0.2 | | | | 0.2 |
| European Investment Bank Institute | | 0.2 | | | | 0.2 |
| Mondelez International Foundation | | | | | 0.2 | 0.2 |
| Olympus Corporation | | 0.2 | | | | 0.2 |
| On Line donations | | 0.1 | 0.1 | | | 0.2 |
| RM Sotheby's | | 0.2 | | | | 0.2 |
| Rockefeller Foundation | | | | | 0.2 | 0.2 |
| Total | 0.2 | | | | | 0.2 |
| United States - Private Donors | | | | | 0.1 | 0.2 |
| UPS foundation | | | | | 0.1 | 0.2 |
| All Other Donors | -0.1 | 1.2 | 0.3 | 0.1 | 0.3 | 1.7 |
| Grand total | 9.6 | 22.0 | 0.5 | 0.8 | 16.6 | 49.6 |