

# Donor Response

## Top 30 by Donor, in Millions CHF

Selected Parameters	
Year / period:	2019/1-2022/12

Refreshed on 31-Mar-2023 at 08:01

The financial resources available to the IFRC come from 3 main sources: 1. statutory contributions from its member National Societies; 2. Voluntary contributions from its member National Societies, partners and donors, either unrestricted or to support specific humanitarian response and thematic activities; 3. Other income and cost recoveries.

This report provides an overview of voluntary contributions to the IFRC, it does not include statutory contributions from National Societies nor other income and cost recoveries. It includes contributions to the IFRC Plan of the relevant year (regular resources, thematic and special purposes funds\*) and IFRC Emergency appeals.

\*Special purpose funds are NSIA National Society Investment Alliance, FBA Forecast-Based Action Fund, CBF Capacity Building Fund, DREF Disaster Relief Emergency Funds).

Please note: This donor response report is organized by the year the partners commit the contribution; it does not correspond to the IFRC's statutory financial reporting, including the IFRC's Consolidated Financial Statements and the IFRC's annual accounts.

Donor	2019	2020	2021	2022	Grand total
European Commission	571.2	485.1	28.9	444.7	1,530.0
United States Government	28.6	76.8	83.5	67.2	256.1
British Red Cross	28.7	68.3	15.3	82.0	194.3
American Red Cross	21.4	21.9	7.5	67.3	118.1
Netherlands Red Cross	16.2	36.0	15.1	44.9	112.1
The Canadian Red Cross Society	7.5	20.6	13.5	56.0	97.6
Swiss Government	9.4	16.3	21.6	12.9	60.2
Swedish Red Cross	12.7	14.9	9.3	20.7	57.6
Norwegian Red Cross	15.2	9.2	8.7	24.2	57.3
Japanese Government		21.7	11.2	20.0	52.8
Finnish Red Cross	5.9	7.6	9.2	21.4	44.0
Australian Red Cross	6.8	6.9	12.0	13.5	39.2
Japanese Red Cross Society	5.2	3.2	4.7	23.5	36.6
German Government	3.1	21.5	6.3	5.5	36.4
Swedish Government	7.1	7.2	7.6	13.3	35.2
British Government	11.0	11.2	11.0	-4.1	29.0
Italian Government	3.9	7.6	9.7	6.0	27.3
French Red Cross	0.3	1.4	0.8	20.9	23.3
United Nations	5.8	6.4	7.0	3.6	22.8
Bill & Melinda Gates Foundation	2.3	10.3	3.1	3.0	18.7
Danish Red Cross	4.7	2.9	4.2	4.6	16.4
Belgium Government	1.8	3.1	9.2		14.1
Irish Red Cross Society	0.1	0.1	0.2	12.7	13.1
Swiss Red Cross	2.1	3.4	1.9	5.3	12.6
Italian Red Cross	1.0	0.8	2.7	7.9	12.4
Irish Government	2.7	3.6	2.6	3.2	12.0
ICRC	3.1	3.2	2.8	2.2	11.3
Nestle	1.0	4.2	4.2	1.3	10.7
Spanish Government	0.8	4.5	1.8	3.4	10.4
Johnson & Johnson foundation		4.3	1.0	4.7	10.0
All Other Donors	39.9	64.6	44.5	65.4	214.5
<b>Grand total</b>	<b>819.5</b>	<b>948.8</b>	<b>360.9</b>	<b>1,056.9</b>	<b>3,186.2</b>































# Donor Response

## Top 30 Donor Countries, in Millions CHF

Selected Parameters	
Year / period:	2019/1-2022/12

Refreshed on 31-Mar-2023 at 08:01

In this table, voluntary contributions are grouped by donor country (National Societies, Governments and Private Sector), with the exception of Multilateral Organizations that by definition are not associated to one specific country.

Donor Country	2019	2020	2021	2022	Grand total
 European Commission	571.2	485.1	28.9	441.7	1,527.0
 United States of America (the)	59.5	130.2	107.5	149.8	446.9
 United Kingdom	39.5	86.3	27.7	84.5	238.0
 Switzerland	23.5	34.9	42.7	34.0	135.0
 Netherlands	16.9	39.2	16.2	46.2	118.5
 Canada	8.3	20.7	13.5	58.5	101.0
 Sweden	19.8	22.4	16.9	34.5	93.6
 Japan	5.2	26.0	15.9	46.2	93.3
 Norway	15.2	9.2	8.7	25.2	58.3
 Finland	5.9	7.6	9.3	21.6	44.3
 Australia	7.0	10.1	12.2	13.5	42.8
 Germany	4.0	24.2	8.7	6.0	42.8
 Italy	5.1	8.5	12.5	14.8	40.9
 France	0.5	4.0	2.3	25.5	32.3
 Ireland	2.8	3.8	2.8	16.0	25.4
 Belgium	2.1	3.2	8.8	4.2	18.3
 Denmark	4.7	2.9	4.2	4.6	16.4
 Spain	1.0	6.0	2.6	4.4	14.0
 Austria	3.1	3.7	1.4	5.5	13.7
 Saudi Arabia	7.9	1.6	0.9	2.5	12.8
 Korea, Republic of	4.3	2.5	3.9	1.4	12.1
 New Zealand	2.6	1.1	4.9	3.1	11.7
 Luxembourg	0.9	0.3	1.4	2.9	5.5
 China	0.4	1.7	1.5	0.9	4.5
 Singapore	0.1	2.3		1.9	4.3
 Hong Kong	1.1	0.5	0.7	1.0	3.2
 Iceland	0.9	0.7	0.7	1.0	3.2
 Kuwait	1.3	0.1	0.1	1.2	2.7
 Taiwan Red Cross Organisation	0.1	0.1	2.1	0.3	2.6
 Monaco	0.3	0.6	0.9	0.8	2.5
All Other Donor Countries	4.4	9.4	1.4	3.3	18.5
<b>Grand total</b>	<b>819.5</b>	<b>948.8</b>	<b>360.9</b>	<b>1,056.9</b>	<b>3,186.2</b>

# Donor Response

## Top 20 National RC Societies, in Millions CHF

Selected Parameters	
Year / period:	2019/1-2022/12

Refreshed on 31-Mar-2023 at 08:01

National RC Society	2019	2020	2021	2022	Grand total
<b>British Red Cross</b>	<b>28.7</b>	<b>68.3</b>	<b>15.3</b>	<b>82.0</b>	<b>194.3</b>
From Government	16.3	53.0	7.2	47.1	123.6
<b>American Red Cross</b>	<b>21.4</b>	<b>21.9</b>	<b>7.5</b>	<b>67.3</b>	<b>118.1</b>
From Government					
<b>The Netherlands Red Cross</b>	<b>14.3</b>	<b>36.0</b>	<b>15.1</b>	<b>44.9</b>	<b>110.2</b>
From Government	9.6	15.6	9.5	28.0	62.7
<b>The Canadian Red Cross Society</b>	<b>7.5</b>	<b>20.6</b>	<b>13.5</b>	<b>56.0</b>	<b>97.6</b>
From Government	6.0	19.1	11.6	11.6	48.2
<b>Swedish Red Cross</b>	<b>12.7</b>	<b>14.9</b>	<b>9.3</b>	<b>20.7</b>	<b>57.6</b>
From Government	1.1	0.2		0.7	2.1
<b>Norwegian Red Cross</b>	<b>15.2</b>	<b>9.2</b>	<b>8.7</b>	<b>24.2</b>	<b>57.3</b>
From Government	10.7	6.8	7.1	22.4	47.0
<b>Finnish Red Cross</b>	<b>5.9</b>	<b>7.6</b>	<b>9.2</b>	<b>21.4</b>	<b>44.0</b>
From Government	3.9	4.2	6.1	1.7	15.9
<b>Australian Red Cross</b>	<b>6.8</b>	<b>6.9</b>	<b>12.0</b>	<b>13.5</b>	<b>39.2</b>
From Government	2.9	4.9	10.6	6.4	24.8
<b>Japanese Red Cross Society</b>	<b>5.2</b>	<b>3.2</b>	<b>4.7</b>	<b>23.5</b>	<b>36.6</b>
From Government					
<b>French Red Cross</b>	<b>0.3</b>	<b>1.4</b>	<b>0.8</b>	<b>20.9</b>	<b>23.3</b>
From Government	0.1		0.2	0.5	0.8
<b>Danish Red Cross</b>	<b>4.7</b>	<b>2.9</b>	<b>4.2</b>	<b>4.6</b>	<b>16.4</b>
From Government	3.1	1.0	1.4	0.3	5.7
<b>Irish Red Cross Society</b>	<b>0.1</b>	<b>0.1</b>	<b>0.2</b>	<b>12.7</b>	<b>13.1</b>
From Government					
<b>Swiss Red Cross</b>	<b>2.1</b>	<b>3.4</b>	<b>1.9</b>	<b>5.3</b>	<b>12.6</b>
From Government			0.1		0.1
<b>Italian Red Cross</b>	<b>1.0</b>	<b>0.8</b>	<b>2.7</b>	<b>7.9</b>	<b>12.4</b>
From Government	0.1				0.1
<b>Austrian Red Cross</b>	<b>1.6</b>	<b>2.8</b>	<b>1.4</b>	<b>3.5</b>	<b>9.3</b>
From Government	0.1	2.4	0.9	2.9	6.3
<b>The Republic of Korea National Red Cross</b>	<b>2.7</b>	<b>1.4</b>	<b>1.1</b>	<b>1.0</b>	<b>6.1</b>
From Government					
<b>German Red Cross</b>	<b>0.5</b>	<b>2.4</b>	<b>2.2</b>	<b>0.5</b>	<b>5.7</b>
From Government	0.1	1.5	0.4	0.3	2.2
<b>Red Cross Society of China</b>	<b>0.4</b>	<b>1.7</b>	<b>1.4</b>	<b>0.8</b>	<b>4.4</b>
From Government	0.1				0.1
<b>New Zealand Red Cross</b>	<b>1.0</b>	<b>0.4</b>	<b>0.2</b>	<b>2.1</b>	<b>3.8</b>
From Government	0.4				0.4
<b>Singapore Red Cross Society</b>	<b>0.1</b>	<b>2.3</b>		<b>1.0</b>	<b>3.4</b>
From Government					
All Other National RC Societies	7.6	2.7	4.9	6.8	21.9
<b>Grand total</b>	<b>132.2</b>	<b>208.1</b>	<b>111.4</b>	<b>413.7</b>	<b>865.5</b>

# Donor Response

## Top Multilaterals, IFIs and INGOs Donors, in Millions CHF

Selected Parameters	
Year / period:	2019/1-2022/12

Refreshed on 31-Mar-2023 at 08:01

Donor Group / Donor Name	2019	2020	2021	2022	Grand total
<b>European Commission</b>	<b>571.2</b>	<b>485.1</b>	<b>28.9</b>	<b>444.7</b>	<b>1,530.0</b>
European Commission - DG ECHO	558.9	447.1	28.9	413.5	1,448.4
EU-DG SANTE		34.9		28.2	63.1
EU Trust Fund	12.3	-0.1	-0.3		12.0
European Commission - INTPA		3.1	0.3		3.5
EU DG NEAR				3.0	3.0
<b>United Nations</b>	<b>5.8</b>	<b>6.3</b>	<b>7.0</b>	<b>3.6</b>	<b>22.7</b>
UNHCR - UN Refugee Agency	2.8	2.8	4.2	1.0	10.8
UNICEF - United Nations Children's Fund	1.7	1.9	0.8	2.2	6.5
WHO - World Health Organization	0.3	0.1	2.0		2.3
UNOCHA-UN Office Coordination Humanitar		1.1			1.1
UNDP - United Nations Development Progra	0.6			0.1	0.8
UNDRR-United Nations Office for Disaster R		0.5			0.5
United Nations Foundation (UNF)	0.2			0.2	0.4
WFP - World Food Programme	0.3	0.1			0.3
UNEP - United Nations Environment Progra				0.1	0.1
<b>ICRC</b>	<b>3.1</b>	<b>3.2</b>	<b>2.8</b>	<b>2.2</b>	<b>11.3</b>
ICRC	3.1	3.2	2.8	2.2	11.3
<b>Islamic Development Bank IsDB</b>	<b>7.9</b>	<b>0.6</b>	<b>0.8</b>	<b>0.7</b>	<b>9.8</b>
Islamic Development Bank IsDB	7.9	0.6	0.8	0.7	9.8
<b>The OPEC Fund for International Develop</b>	<b>1.5</b>	<b>0.9</b>		<b>1.0</b>	<b>3.3</b>
The OPEC Fund for International Developme	1.5	0.9		1.0	3.3
<b>GAVI Alliance</b>	<b>2.6</b>	<b>-0.1</b>			<b>2.4</b>
GAVI Alliance	2.6	-0.1			2.4
<b>World Bank</b>		<b>2.2</b>	<b>0.1</b>		<b>2.3</b>
World Bank		2.2	0.1		2.3
<b>The Muslim World League</b>				<b>1.9</b>	<b>1.9</b>
The Muslim World League				1.9	1.9
<b>Kuwait Society for Relief</b>				<b>1.1</b>	<b>1.1</b>
Kuwait Society for Relief				1.1	1.1
<b>Atlantic Council</b>				<b>0.5</b>	<b>0.5</b>
Atlantic Council				0.5	0.5
<b>Innovative Vector Control Consortium</b>		<b>0.5</b>			<b>0.5</b>
Innovative Vector Control Consortium		0.5			0.5
<b>The Indus Hospital (TIH)</b>	<b>0.4</b>				<b>0.4</b>
The Indus Hospital (TIH)	0.4				0.4
<b>Vital Strategies</b>	<b>0.4</b>				<b>0.4</b>
Vital Strategies	0.4				0.4
<b>World Organisation of the Scout Movemen</b>			<b>0.4</b>		<b>0.4</b>
World Organisation of the Scout Movement			0.4		0.4
<b>Asian Football Confederation</b>		<b>0.3</b>			<b>0.3</b>
Asian Football Confederation		0.3			0.3
<b>UN WOMEN</b>	<b>0.3</b>				<b>0.3</b>
UN WOMEN	0.3				0.3
<b>Center for Disaster Philanthropy</b>			<b>0.2</b>		<b>0.2</b>
Center for Disaster Philanthropy			0.2		0.2
<b>Elrha</b>		<b>0.2</b>			<b>0.2</b>
Elrha		0.2			0.2
<b>UN Economic &amp; Social Comm for Asia&amp;Th</b>	<b>0.2</b>				<b>0.2</b>
UN Economic & Social Comm for Asia&The	0.2				0.2
<b>Asian Development Bank (ADB)</b>			<b>0.1</b>		<b>0.1</b>
Asian Development Bank (ADB)			0.1		0.1
<b>Caribbean Community Climate Change Ce</b>			<b>0.1</b>		<b>0.1</b>

Caribbean Community Climate Change Cent			0.1		0.1
<b>Nesta</b>			<b>0.1</b>		<b>0.1</b>
Nesta			0.1		0.1
All Other Donors	-0.2	0.4		0.1	0.2
<b>Grand total</b>	<b>593.3</b>	<b>499.1</b>	<b>40.4</b>	<b>455.5</b>	<b>1.588.3</b>

# Donor Response

## Top 30 Governments, in Millions CHF

Selected Parameters	
Year / period:	2019/1-2022/12

Refreshed on 31-Mar-2023 at 08:01

Government	2019	2020	2021	2022	Grand total
United States Government	28.6	76.8	83.5	67.2	256.1
Swiss Government	9.4	16.3	21.6	12.9	60.2
Japanese Government		21.7	11.2	20.0	52.8
German Government	3.1	21.5	6.3	5.5	36.4
Swedish Government	7.1	7.2	7.6	13.3	35.2
British Government	11.0	11.2	11.0	-4.1	29.0
Italian Government	3.9	7.6	9.7	6.0	27.3
Belgium Government	1.8	3.1	9.2		14.1
Irish Government	2.7	3.6	2.6	3.2	12.0
Spanish Government	0.8	4.5	1.8	3.4	10.4
New Zealand Government	1.6	0.7	4.6	1.0	7.9
Republic of Korea Government	1.6	1.1	2.8	0.5	5.9
Netherlands Government		3.2	1.1		4.4
French Government		0.1	1.1	3.2	4.3
Luxembourg Government	0.7	0.2	1.1	2.1	4.0
Australian Government	0.2	2.8	0.2		3.2
Saudi Arabia Government		1.0	0.2		1.2
Czech Government	0.2	0.7	0.1	0.1	1.1
Austrian Government				1.0	1.0
Directorate Malaria Control (DoMC)	1.0				1.0
Lithuania Government	0.1	0.2	0.2	0.1	0.6
Slovenia Government	0.2	0.1		0.2	0.5
The Russian Government	0.2			0.2	0.4
Turkish Government	0.1	0.1	0.1	0.1	0.3
Estonia Government		0.1	0.1		0.2
Government of Malta		0.1		0.1	0.2
Hungarian Government	0.1	0.1	0.1		0.2
Romanian Government	0.1		0.1		0.2
Canadian Government		0.1			0.1
Croatian Government				0.1	0.1
India Government		0.1			0.1
Liechtenstein Government	0.1				0.1
Malaysian Government				0.1	0.1
Mexican Government		0.1			0.1
Monaco Government		0.1			0.1
Slovakia Government			0.1		0.1
The Republic of Cyprus		0.1			0.1
The Republic of the Philippines		0.1			0.1
All Other Governements	0.1			0.1	0.2
<b>Grand total</b>	<b>74.5</b>	<b>184.4</b>	<b>176.2</b>	<b>136.1</b>	<b>571.2</b>

# Donor Response

## Top 30 Private Sector, in Millions CHF

Selected Parameters	
Year / period:	2019/1-2022/12

Refreshed on 31-Mar-2023 at 08:01

Donor Name	2019	2020	2021	2022	Grand total
Bill & Melinda Gates Foundation	2.3	10.3	3.1	3.0	18.7
Nestle	1.0	4.2	4.2	1.3	10.7
Johnson & Johnson foundation		4.3	1.0	4.7	10.0
The Bloomberg Family Foundation Inc		5.5	5.5	-1.7	9.3
Coca Cola Foundation	0.9	2.4	0.5	2.4	6.1
Fondation Botnar		1.3	2.8	1.7	5.7
Interogo Holding				5.1	5.1
Z Zurich Foundation	0.8	0.9	1.5	1.3	4.5
FERNWOOD GROUP FUND		1.8	2.6	-0.9	3.4
Mastercard Foundation				2.6	2.6
Procter & Gamble		0.9	0.1	1.4	2.4
Takeda Pharmaceutical Company Ltd				2.3	2.3
FIA Foundation		1.1	0.5	0.5	2.1
Charities Aid Foundation	0.1	0.9		1.1	2.0
Tides Foundation		1.1	0.9		2.0
Lars Amundsen Foundation	0.3	0.4	0.4	0.6	1.7
Mondelez International Foundation	0.3	0.2	0.3	0.9	1.7
Qatar Supreme Committee for Delivery & Le		1.5			1.5
Simón Bolívar Foundation/CITGO		0.5		1.1	1.5
Airbnb, Inc.	0.6			0.7	1.4
London Stock Exchange Group (LSEG)		1.2			1.2
European Investment Bank Institute		0.2	0.2	0.7	1.1
Sociedad Textil Lonía S.A.		1.0			1.1
Société Générale Foundation		1.1			1.1
Supreme Master Ching Hai		1.0			1.1
White and Case, LLP			0.2	0.9	1.1
Circle K				1.0	1.0
Credit Suisse Foundation	1.0				1.0
Diageo plc				1.0	1.0
Exor NV				1.0	1.0
Lindt & Sprüngli				1.0	1.0
Paul G Allen Family Foundation	1.0				1.0
All Other Donors	3.0	7.9	4.1	10.2	25.1
<b>Grand total</b>	<b>8.3</b>	<b>41.7</b>	<b>23.8</b>	<b>33.7</b>	<b>107.4</b>