

Donor Response

Top 30 by Donor, in Millions CHF

Selected Parameters	
Year / period:	2019/1-2021/12

Refreshed on 05-Apr-2022 at 11:16

The financial resources available to the IFRC come from 3 main sources: 1. statutory contributions from its member National Societies; 2. Voluntary contributions from its member National Societies, partners and donors, either unrestricted or to support specific humanitarian response and thematic activities; 3. Other income and cost recoveries.

This report provides an overview of voluntary contributions to the IFRC, it does not include statutory contributions from National Societies nor other income and cost recoveries. It includes contributions to the IFRC Plan of the relevant year (regular resources, thematic and special purposes funds*) and IFRC Emergency appeals.

*Special purpose funds are NSIA National Society Investment Alliance, FBA Forecast-Based Action Fund, CBF Capacity Building Fund, DREF Disaster Relief Emergency Funds).

Please note: This donor response report is organized by the year the partners commit the contribution; it does not correspond to the IFRC's statutory financial reporting, including the IFRC's Consolidated Financial Statements and the IFRC's annual accounts.

Donor	2019	2020	2021	Grand total
United States Government	28.4	76.9	80.8	186.0
British Red Cross	28.7	68.3	15.3	112.3
European Commission	27.5	54.9	23.8	106.3
Netherlands Red Cross	16.2	36.0	15.1	67.2
American Red Cross	21.4	21.9	7.5	50.8
Swiss Government	9.4	16.3	21.7	47.4
The Canadian Red Cross Society	7.5	20.6	13.6	41.7
Swedish Red Cross	12.7	14.9	9.3	37.0
British Government	11.0	11.2	11.0	33.1
Norwegian Red Cross	15.2	9.2	8.7	33.1
Japanese Government		21.7	11.2	32.9
German Government	3.1	21.5	6.3	30.9
Australian Red Cross	6.8	6.9	12.0	25.7
Finnish Red Cross	5.9	7.6	9.3	22.7
Swedish Government	7.1	7.2	7.6	21.9
Italian Government	3.9	7.6	9.7	21.2
United Nations	5.8	6.1	6.7	18.7
Bill & Melinda Gates Foundation	2.8	10.2	2.3	15.3
Belgium Government	1.8	3.1	9.2	14.1
Japanese Red Cross Society	5.2	3.2	4.7	13.1
Danish Red Cross	4.7	2.9	4.2	11.7
The Bloomberg Family Foundation Inc		5.5	5.5	11.0
Nestle	1.0	4.2	4.2	9.4
Islamic Development Bank IsDB	7.9	0.6	0.8	9.2
ICRC	3.1	3.2	2.8	9.1
Irish Government	2.7	3.6	2.6	8.9
Swiss Red Cross	2.1	3.4	1.9	7.3
Spanish Government	0.8	4.5	1.8	7.0
New Zealand Government	1.6	0.7	4.6	7.0
Austrian Red Cross	1.6	2.8	1.4	5.8
All Other Donors	30.4	61.2	38.0	129.5
Grand total	276.1	518.0	353.4	1,147.4































Donor Response

Top 30 Donor Countries, in Millions CHF

Selected Parameters	
Year / period:	2019/1-2021/12

Refreshed on 05-Apr-2022 at 11:16

In this table, voluntary contributions are grouped by donor country (National Societies, Governments and Private Sector), with the exception of Multilateral Organizations that by definition are not associated to one specific country.

Donor Country	2019	2020	2021	Grand total
 United States of America (the)	59.7	129.9	105.0	294.5
 United Kingdom	39.5	86.3	27.7	153.5
 European Commission	27.5	54.9	23.8	106.3
 Switzerland	23.5	35.4	42.5	101.3
 Netherlands	16.9	39.2	16.2	72.3
 Sweden	19.8	22.4	16.9	59.2
 Japan	5.2	26.0	15.9	47.1
 Canada	8.3	20.7	13.6	42.7
 Germany	4.0	24.2	8.7	36.8
 Norway	15.2	9.2	8.7	33.1
 Australia	7.0	9.8	12.2	29.0
 Italy	5.1	8.5	12.5	26.1
 Finland	5.9	7.6	9.4	22.8
 Belgium	2.1	3.2	8.8	14.1
 Denmark	4.7	2.9	4.2	11.7
 Korea, Republic of	4.3	2.5	3.8	10.7
 Saudi Arabia	7.9	1.6	1.0	10.4
 Spain	1.0	6.0	2.6	9.6
 Ireland	2.8	3.8	2.8	9.4
 New Zealand	2.6	1.1	4.9	8.6
 Austria	3.1	3.7	1.4	8.2
 France	0.5	4.0	2.3	6.8
 China	0.4	1.7	1.5	3.6
 Luxembourg	0.9	0.3	1.4	2.6
 Singapore	0.1	2.3		2.4
 Hong Kong	1.1	0.5	0.7	2.3
 Iceland	0.9	0.7	0.7	2.2
 Taiwan Red Cross Organisation	0.1	0.1	2.1	2.3
 Qatar	0.4	1.6		2.0
 Monaco	0.3	0.6	0.9	1.7
All Other Donor Countries	5.3	7.4	1.6	14.2
Grand total	276.1	518.0	353.4	1,147.4

Donor Response

Top 20 National RC Societies, in Millions CHF

Selected Parameters	
Year / period:	2019/1-2021/12

Refreshed on 05-Apr-2022 at 11:16

National RC Society	2019	2020	2021	Grand total
British Red Cross	28.7	68.3	15.3	112.3
From Government	16.3	53.0	7.2	76.5
The Netherlands Red Cross	14.3	36.0	15.1	65.3
From Government	9.6	15.6	9.5	34.6
American Red Cross	21.4	21.9	7.5	50.8
From Government				
The Canadian Red Cross Society	7.5	20.6	13.6	41.7
From Government	6.0	19.1	11.8	36.8
Swedish Red Cross	12.7	14.9	9.3	37.0
From Government	1.1	0.2		1.4
Norwegian Red Cross	15.2	9.2	8.7	33.1
From Government	10.7	6.8	7.1	24.6
Australian Red Cross	6.8	6.9	12.0	25.7
From Government	2.9	4.9	10.7	18.4
Finnish Red Cross	5.9	7.6	9.3	22.7
From Government	3.9	4.2	6.0	14.1
Japanese Red Cross Society	5.2	3.2	4.7	13.1
From Government				
Danish Red Cross	4.7	2.9	4.2	11.7
From Government	3.1	1.0	1.4	5.5
Swiss Red Cross	2.1	3.4	1.9	7.3
From Government			0.1	0.1
Austrian Red Cross	1.6	2.8	1.4	5.8
From Government	0.1	2.4	0.9	3.4
The Republic of Korea National Red Cros	2.7	1.4	1.1	5.2
From Government				
German Red Cross	0.5	2.4	2.2	5.1
From Government	0.1	1.5	0.4	1.9
Italian Red Cross	1.0	0.8	2.7	4.5
From Government	0.1			0.1
Red Cross Society of China	0.4	1.7	1.4	3.5
From Government	0.1			0.1
French Red Cross	0.3	1.4	0.8	2.5
From Government	0.1		0.2	0.3
Singapore Red Cross Society	0.1	2.3		2.4
From Government				
Icelandic Red Cross	0.9	0.7	0.7	2.2
From Government	0.5	0.4	0.5	1.4
Taiwan Red Cross Organisation	0.1	0.1	2.1	2.3
From Government				
All Other National RC Societies	7.7	2.4	2.7	12.8
Grand total	132.1	208.4	113.9	454.4

Donor Response

Top Multilaterals, IFIs and INGOs Donors, in Millions CHF

Selected Parameters	
Year / period:	2019/1-2021/12

Refreshed on 05-Apr-2022 at 11:16

Donor Group / Donor Name	2019	2020	2021	Grand total
European Commission	27.5	54.9	23.7	106.2
European Commission - DG ECHO	15.2	13.5	23.4	52.1
EU-DG SANTE		38.4		38.4
EU Trust Fund	12.3	-0.1		12.3
European Commission - INTPA		3.2	0.3	3.5
United Nations	5.8	6.1	6.7	18.6
UNHCR - UN Refugee Agency	2.8	2.8	3.9	9.5
UNICEF - United Nations Children's Fund	1.7	1.5	0.8	3.9
WHO - World Health Organization	0.3	0.1	2.0	2.3
UNOCHA-UN Office Coordination Humanitar		1.2		1.2
UNDP - United Nations Development Progra	0.6			0.6
UNDRR-United Nations Office for Disaster R		0.5		0.5
WFP - World Food Programme	0.3	0.1		0.3
United Nations Foundation (UNF)	0.2			0.2
Islamic Development Bank IsDB	7.9	0.6	0.8	9.2
Islamic Development Bank IsDB	7.9	0.6	0.8	9.2
ICRC	3.1	3.2	2.8	9.1
ICRC	3.1	3.2	2.8	9.1
GAVI Alliance	2.6	-0.1		2.4
GAVI Alliance	2.6	-0.1		2.4
The OPEC Fund for International Develop	1.5	0.9		2.3
The OPEC Fund for International Developme	1.5	0.9		2.3
World Bank		2.2	0.1	2.3
World Bank		2.2	0.1	2.3
Innovative Vector Control Consortium		0.5		0.5
Innovative Vector Control Consortium		0.5		0.5
World Organisation of the Scout Movemen			0.5	0.5
World Organisation of the Scout Movement			0.5	0.5
The Indus Hospital (TIH)	0.4			0.4
The Indus Hospital (TIH)	0.4			0.4
Vital Strategies	0.4			0.4
Vital Strategies	0.4			0.4
Asian Football Confederation		0.3		0.3
Asian Football Confederation		0.3		0.3
UN WOMEN	0.3			0.3
UN WOMEN	0.3			0.3
Center for Disaster Philanthropy			0.2	0.2
Center for Disaster Philanthropy			0.2	0.2
Elrha		0.2		0.2
Elrha		0.2		0.2
UN Economic & Social Comm for Asia&Th	0.2			0.2
UN Economic & Social Comm for Asia&The	0.2			0.2
Asian Development Bank (ADB)			0.1	0.1
Asian Development Bank (ADB)			0.1	0.1
Caribbean Community Climate Change Ce			0.1	0.1
Caribbean Community Climate Change Cent			0.1	0.1
Nesta			0.1	0.1
Nesta			0.1	0.1
Save the Children International	-0.2	0.2		0.0
Save the Children International	-0.2	0.2		0.0
All Other Donors		0.1	0.1	0.2
Grand total	49.4	68.9	35.0	153.3

Donor Response

Top 30 Governments, in Millions CHF

Selected Parameters	
Year / period:	2019/1-2021/12

Refreshed on 05-Apr-2022 at 11:16

Government	2019	2020	2021	Grand total
United States Government	28.4	76.9	80.8	186.0
Swiss Government	9.4	16.3	21.7	47.4
British Government	11.0	11.2	11.0	33.1
Japanese Government		21.7	11.2	32.9
German Government	3.1	21.5	6.3	30.9
Swedish Government	7.1	7.2	7.6	21.9
Italian Government	3.9	7.6	9.7	21.2
Belgium Government	1.8	3.1	9.2	14.1
Irish Government	2.7	3.6	2.6	8.9
Spanish Government	0.8	4.5	1.8	7.0
New Zealand Government	1.6	0.7	4.6	7.0
Republic of Korea Government	1.6	1.1	2.8	5.4
Netherlands Government		3.2	1.1	4.4
Australian Government	0.2	2.4	0.2	2.8
Luxembourg Government	0.7	0.2	1.1	1.9
French Government		0.1	1.1	1.1
Saudi Arabia Government		1.0	0.2	1.2
Czech Government	0.2	0.7	0.1	1.0
Directorate Malaria Control (DoMC)	1.0			1.0
Lithuania Government	0.1	0.2	0.2	0.5
Hungarian Government	0.1	0.1	0.1	0.2
Slovenia Government	0.2	0.1		0.3
Turkish Government	0.1	0.1	0.1	0.2
Estonia Government		0.1	0.1	0.2
Government of Romania	0.1		0.1	0.2
The Russian Government	0.2			0.2
Canadian Government		0.1		0.1
Government of Malta		0.1		0.1
India Government		0.1		0.1
Liechtenstein Government	0.1			0.1
Mexican Government		0.1		0.1
Monaco Government		0.1		0.1
Slovakia Government			0.1	0.1
The Republic of Cyprus		0.1		0.1
The Republic of the Philippines		0.1		0.1
All Other Governements				
Grand total	74.3	184.1	173.6	432.0

Donor Response

Top 30 Private Sector, in Millions CHF

Selected Parameters	
Year / period:	2019/1-2021/12

Refreshed on 05-Apr-2022 at 11:16

Donor Name	2019	2020	2021	Grand total
Bill & Melinda Gates Foundation	2.8	10.2	2.3	15.3
The Bloomberg Family Foundation Inc		5.5	5.5	11.0
Nestle	1.0	4.2	4.2	9.4
Johnson & Johnson foundation		4.3	1.0	5.3
FERNWOOD GROUP FUND		1.8	2.6	4.4
Fondation Botnar		1.3	2.8	4.1
Coca Cola Foundation	0.9	2.4	0.5	3.8
Z Zurich Foundation	0.8	0.9	1.5	3.2
Tides Foundation		1.1	1.8	2.9
FIA Foundation		1.1	0.5	1.6
Qatar Supreme Committee for Delivery & Le		1.5		1.5
London Stock Exchange Group (LSEG)		1.2		1.2
Lars Amundsen Foundation	0.3	0.4	0.4	1.1
Société Générale Foundation		1.1		1.1
Charities Aid Foundation	0.1	0.9		0.9
Credit Suisse Foundation	1.0			1.0
Paul G Allen Family Foundation	1.0			1.0
Procter & Gamble		0.9	0.1	1.0
Sociedad Textil Lonja S.A.		1.0		1.1
Supreme Master Ching Hai		1.0		1.0
Federation International de l'Automobile FIA		0.8	0.1	0.9
Tokyo Electron Limited (TEL)		0.9		0.9
Mondelez International Foundation	0.3	0.2	0.3	0.8
Canada - Private Donors	0.7			0.7
Goldman Sachs		0.7		0.7
Total	0.1	0.2	0.4	0.6
Airbnb, Inc.	0.6			0.6
Foundation Board IFRC		0.6		0.6
Novartis		0.1	0.5	0.6
Uber Technologies Inc.			0.6	0.6
All Other Donors	3.0	6.3	2.8	12.4
Grand total	9.5	44.2	25.1	78.8