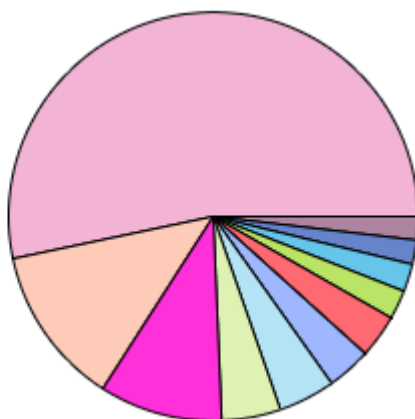
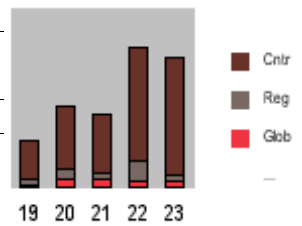


Main countries receiving international funding 2019 - 2023

Selected Parameters			
Year/ Period	2019/1-2023/9998	Project Region	*
Refreshed on 24-Jan-2025 at 09:00			

	Country	2019	2020	2021	2022	2023	Total	%
1	Turkey	9.5	38.8	31.0	34.3	161.4	275.0	13%
2	Ukraine	1.1	2.5	1.3	148.4	58.6	211.9	10%
3	Syria	10.1	13.5	10.2	5.0	62.8	101.6	5%
4	Bangladesh	12.8	18.8	19.1	30.8	16.3	97.8	4%
5	Afghanistan	7.4	6.3	13.7	33.1	15.7	76.1	3%
6	Congo, Democratic R	24.5	12.9	8.5	13.1	15.9	74.9	3%
7	Poland		0.1	0.6	50.1	-0.7	50.2	2%
8	Central African Rep.	4.9	4.4	8.8	3.1	26.7	47.9	2%
9	Romania		0.7	0.8	33.0	7.2	41.6	2%
10	Pakistan	3.1	6.3	4.5	17.6	8.8	40.4	2%
11	Indonesia	17.7	5.6	8.9	4.7	2.9	39.9	2%
12	Lebanon	1.6	15.1	4.6	5.3	9.4	36.0	2%
13	Venezuela	6.8	12.4	6.6	6.0	2.4	34.2	2%
14	Somalia	2.9	2.9	3.8	9.7	10.8	30.1	1%
15	India	1.8	1.7	22.2	2.3	1.1	29.1	1%
16	Bahamas	16.7	11.0	1.1	0.0	0.0	28.7	1%
17	Philippines	3.7	10.7	4.5	8.9	0.7	28.6	1%
18	Mozambique	16.5	3.5	1.6	2.6	2.5	26.7	1%
19	Russia	0.2	1.5	0.4	19.5	3.7	25.3	1%
20	Morocco		0.5	0.3	0.4	23.3	24.5	1%
21	Italy		8.0	15.8	0.0	0.5	24.3	1%
22	Kenya	3.6	5.2	6.0	3.7	4.6	23.2	1%
23	Yemen	3.6	6.9	2.7	3.6	4.5	21.3	1%
24	Uganda	4.1	1.1	2.7	6.0	6.0	19.8	1%
25	Colombia	5.4	5.9	7.1	1.2	0.2	19.8	1%
26	Niger	3.7	2.0	3.0	5.3	5.2	19.3	1%
27	Nigeria	2.3	3.2	2.9	5.0	5.2	18.6	1%
28	Myanmar	4.2	4.7	4.6	1.6	2.6	17.7	1%
29	Libya	1.3	1.8	1.1	1.4	11.9	17.6	1%
30	Sudan	0.3	4.5	1.8	2.4	8.3	17.2	1%
	Other countries	45.4	134.9	131.9	174.8	173.2	660.1	30%
Total country programmes		215.2	347.5	331.8	633.1	651.7	2,179.4	
Regional programmes		33.6	56.3	36.1	119.6	38.9	284.5	
Global programmes		11.0	47.5	45.4	35.4	33.9	173.3	
Total income		259.8	451.4	413.4	788.1	724.5	2,637.2	
% country programmes		83%	77%	80%	80%	90%	83%	
% regional programmes		13%	12%	9%	15%	5%	11%	
% global programmes		4%	11%	11%	4%	5%	7%	



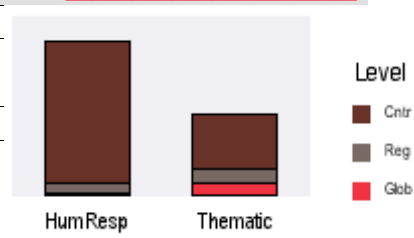
Main countries receiving international funding

Selected Parameters			
Year/ Period	2019/1-2023/9998	Project Region	*

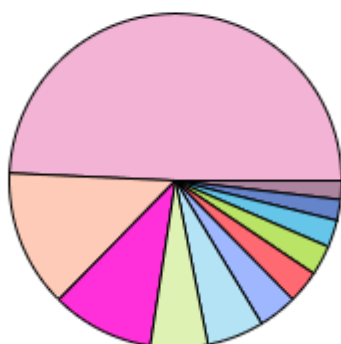
Refreshed on 24-Jan-2025 at 09:00

	Country	Humanitarian Response	Thematic	Total	%
1	Turkey	156.9	118.1	275.0	13%
2	Ukraine	209.8	2.1	211.9	10%
3	Syria	87.2	14.4	101.6	5%
4	Bangladesh	87.6	10.2	97.8	4%
5	Afghanistan	59.3	16.8	76.1	3%
6	Congo, Democratic R	45.8	29.1	74.9	3%
7	Poland	50.1	0.1	50.2	2%
8	Central African Rep.	4.7	43.1	47.9	2%
9	Romania	41.5	0.2	41.6	2%
10	Pakistan	31.8	8.6	40.4	2%
11	Indonesia	25.9	14	39.9	2%
12	Lebanon	26.4	9.6	36.0	2%
13	Venezuela	13.8	20.3	34.2	2%
14	Somalia	11.7	18.4	30.1	1%
15	India	25.8	3.3	29.1	1%
16	Bahamas	28.5	0.2	28.7	1%
17	Philippines	25.5	3	28.6	1%
18	Mozambique	22.6	4.1	26.7	1%
19	Russia	22	3.3	25.3	1%
20	Morocco	24.2	0.3	24.5	1%
21	Italy	24.3	0	24.3	1%
22	Kenya	18.2	4.9	23.2	1%
23	Yemen	5.9	15.4	21.3	1%
24	Uganda	8.1	11.7	19.8	1%
25	Colombia	11.2	8.6	19.8	1%
26	Niger	8.2	11	19.3	1%
27	Nigeria	10.8	7.9	18.6	1%
28	Myanmar	8.4	9.2	17.7	1%
29	Libya	13.9	3.7	17.6	1%
30	Sudan	16.5	0.7	17.2	1%
Other countries		448.1	212.0	660.1	30%

Total country programmes	1,574.8	604.6	2,179.4
Regional programmes	116.6	168.0	284.5
Global programmes	33.0	140.3	173.3
Total income	1,724.4	912.8	2,637.2
% country programmes	91%	66%	83%
% regional programmes	7%	18%	11%
% global programmes	2%	15%	7%



Humanitarian Response



Thematic

