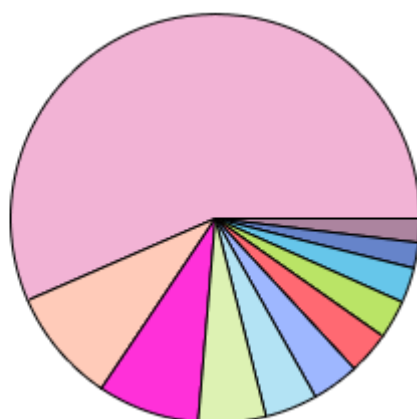
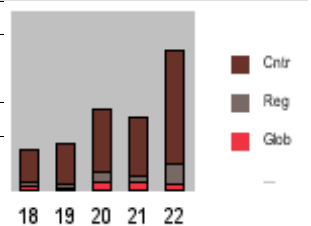


Main countries receiving international funding 2018 - 2022

Selected Parameters			
Year/ Period	2018/1-2022/9998	Project Region	*

Refreshed on 24-Mar-2023 at 10:01

	Country	2018	2019	2020	2021	2022	Total	%
1	Ukraine	1.2	1.1	2.5	1.3	148.3	154.4	9%
2	Turkey	23.7	9.5	38.8	31.0	34.3	137.2	8%
3	Bangladesh	9.4	12.8	18.8	19.1	30.8	90.9	5%
4	Congo, Democratic R	11.9	24.5	12.9	8.5	13.0	70.7	4%
5	Afghanistan	3.2	7.4	6.3	13.7	33.1	63.7	4%
6	Indonesia	20.4	17.7	5.6	8.9	4.7	57.3	3%
7	Syria	13.5	10.1	13.5	10.2	4.9	52.2	3%
8	Poland			0.1	0.6	46.9	47.6	3%
9	Romania			0.7	0.8	33.0	34.5	2%
10	Pakistan	0.7	3.1	6.3	4.5	17.6	32.3	2%
11	Venezuela	0.3	6.8	12.4	6.6	5.8	32.0	2%
12	Philippines	4.1	3.7	10.7	4.5	8.9	31.9	2%
13	India	1.4	1.8	1.7	22.2	2.4	29.5	2%
14	Bahamas	0.1	16.7	11.0	1.1	0.0	28.8	2%
15	Lebanon	0.3	2.0	15.2	5.0	6.2	28.7	2%
16	Mozambique	0.0	16.5	3.5	1.6	2.6	24.2	1%
17	Italy	0.2		8.0	15.8	0.0	24.0	1%
18	Central African Rep.	1.8	4.9	4.4	8.8	3.1	22.9	1%
19	Somalia	3.1	2.9	2.9	3.8	9.7	22.4	1%
20	Colombia	2.3	5.4	5.9	7.1	1.2	21.9	1%
21	Kenya	3.8	3.6	5.2	6.0	3.0	21.7	1%
22	Nigeria	7.6	2.3	3.2	2.4	5.0	20.6	1%
23	Myanmar	5.3	4.2	4.7	4.6	1.6	20.3	1%
24	Yemen	3.2	3.6	6.9	2.7	3.6	20.0	1%
25	Russia	0.8	0.2	1.5	0.4	16.9	19.8	1%
26	Hungary	1.5	0.9	0.7	1.5	12.9	17.5	1%
27	Moldova		0.1	0.3	0.3	16.2	16.9	1%
28	Portugal			0.1	15.8	0.0	15.9	1%
29	Greece	2.5	1.3	4.1	6.6	1.3	15.7	1%
30	Uganda	2.2	4.1	1.1	2.0	6.0	15.4	1%
	Other countries	46.2	51.2	140.5	116.1	160.7	514.7	30%
Total country programmes		170.6	218.3	349.7	333.3	633.8	1,705.6	
Regional programmes		30.6	31.5	54.8	33.2	116.9	266.9	
Global programmes		24.6	10.0	46.9	46.9	36.5	164.9	
Total income		225.8	259.8	451.4	413.4	787.1	2,137.5	
% country programmes		76%	84%	77%	81%	81%	80%	
% regional programmes		14%	12%	12%	8%	15%	12%	
% global programmes		11%	4%	10%	11%	5%	8%	



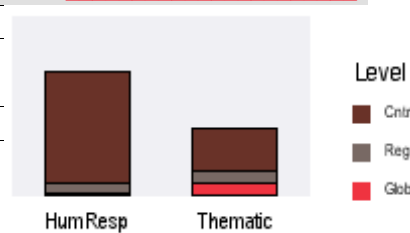
Main countries receiving international funding

Selected Parameters			
Year/ Period	2018/1-2022/9998	Project Region	*

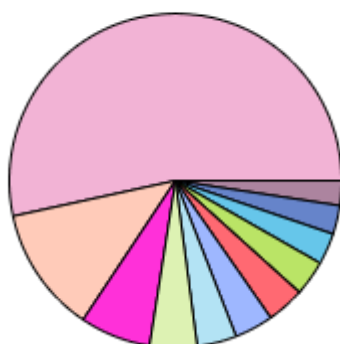
Refreshed on 24-Mar-2023 at 10:01

	Country	Humanitarian Response	Thematic	Total	%
1	Ukraine	151.2	3.2	154.4	9%
2	Turkey	37.7	99.5	137.2	8%
3	Bangladesh	85.2	5.7	90.9	5%
4	Congo, Democratic R	56.8	13.9	70.7	4%
5	Afghanistan	46.6	17.1	63.7	4%
6	Indonesia	45.4	11.9	57.3	3%
7	Syria	42.3	10	52.2	3%
8	Poland	47.6		47.6	3%
9	Romania	34.5		34.5	2%
10	Pakistan	25	7.3	32.3	2%
11	Venezuela	13.6	18.4	32.0	2%
12	Philippines	29.6	2.3	31.9	2%
13	India	27	2.5	29.5	2%
14	Bahamas	28.6	0.2	28.8	2%
15	Lebanon	20.8	7.8	28.7	2%
16	Mozambique	21.1	3.1	24.2	1%
17	Italy	23.4	0.6	24.0	1%
18	Central African Rep.	4.5	18.5	22.9	1%
19	Somalia	9.8	12.6	22.4	1%
20	Colombia	12.4	9.5	21.9	1%
21	Kenya	18.1	3.6	21.7	1%
22	Nigeria	14.8	5.8	20.6	1%
23	Myanmar	7.2	13.1	20.3	1%
24	Yemen	5.1	14.9	20.0	1%
25	Russia	18.4	1.4	19.8	1%
26	Hungary	8.2	9.2	17.5	1%
27	Moldova	16.9		16.9	1%
28	Portugal	15.8	0.1	15.9	1%
29	Greece	9.7	6.1	15.7	1%
30	Uganda	7.3	8.1	15.4	1%
Other countries		353.5	161.2	514.7	30%

Total country programmes	1,238.1	467.5	1,705.6
Regional programmes	126.7	140.2	266.9
Global programmes	23.4	141.5	164.9
Total income	1,388.2	749.3	2,137.5
% country programmes	89%	62%	80%
% regional programmes	9%	19%	12%
% global programmes	2%	19%	8%



Humanitarian Response



Thematic

