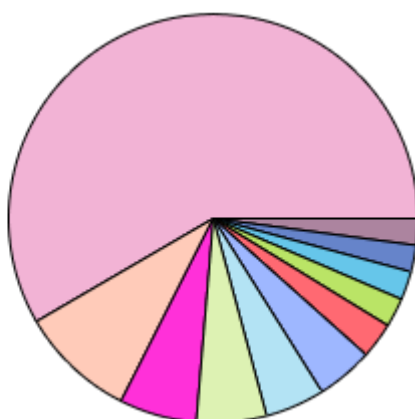
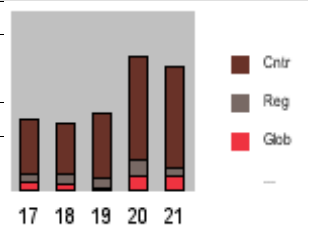


Main countries receiving international funding 2017 - 2021

Selected Parameters		
Year/ Period	2017/1-2021/9998	Project Region *
Refreshed on 30-Jan-2023 at 10:01		

	Country	2017	2018	2019	2020	2021	Total	%
1	Turkey	12.0	23.7	9.5	38.8	31.0	114.9	9%
2	Bangladesh	16.7	9.4	12.8	18.8	19.1	76.8	6%
3	Syria	22.0	13.5	10.1	13.5	10.2	69.3	6%
4	Congo, Democratic R	1.2	11.9	24.5	12.9	8.5	59.0	5%
5	Indonesia	3.8	20.4	17.7	5.6	8.9	56.4	4%
6	Afghanistan	5.0	3.2	7.4	6.3	13.7	35.6	3%
7	Bahamas	0.0	0.1	16.7	11.0	1.1	28.9	2%
8	India	1.3	1.4	1.8	1.7	22.2	28.4	2%
9	Venezuela	0.3	0.3	6.8	12.4	6.6	26.4	2%
10	Kenya	7.7	3.8	3.6	5.2	6.0	26.4	2%
11	Italy	1.6	0.2		8.0	15.8	25.6	2%
12	Philippines	1.9	4.1	3.7	10.7	4.5	24.9	2%
13	Lebanon	2.4	0.3	2.0	15.2	5.0	24.8	2%
14	Greece	10.0	2.5	1.3	4.1	6.6	24.4	2%
15	Myanmar	5.4	5.3	4.2	4.7	4.6	24.1	2%
16	Somalia	9.3	3.1	2.9	2.9	3.8	22.0	2%
17	Mozambique	0.1	0.0	16.5	3.5	1.6	21.7	2%
18	Colombia	0.5	2.3	5.4	5.9	7.1	21.2	2%
19	Central African Rep.	0.3	1.8	4.9	4.4	8.8	20.2	2%
20	Yemen	3.4	3.2	3.6	6.9	2.7	19.7	2%
21	Nigeria	3.4	7.6	2.3	3.2	2.4	18.9	2%
22	Korea, North	4.2	4.3	4.1	2.5	1.6	16.7	1%
23	Pakistan	1.3	0.7	3.1	6.3	4.5	16.0	1%
24	Portugal				0.1	15.8	15.9	1%
25	Nepal	5.3	1.6	1.2	2.0	4.9	14.9	1%
26	South Sudan	2.4	3.7	2.4	1.9	3.5	13.9	1%
27	Haiti	2.0	0.9	0.5	1.5	7.7	12.7	1%
28	Iran	0.0	0.8	2.7	3.6	4.2	11.4	1%
29	Uganda	1.9	2.2	4.1	1.1	2.0	11.3	1%
30	Niger	1.0	1.2	3.7	2.0	3.0	10.9	1%
	Other countries	56.9	37.3	38.9	132.8	96.0	362.0	29%
Total country programmes		183.4	170.6	218.3	349.7	333.3	1,255.3	
Regional programmes		23.7	30.6	31.5	54.8	33.2	173.8	
Global programmes		32.4	24.6	10.0	46.9	46.9	160.8	
Total income		239.6	225.8	259.8	451.4	413.4	1,589.9	
% country programmes		77%	76%	84%	77%	81%	79%	
% regional programmes		10%	14%	12%	12%	8%	11%	
% global programmes		14%	11%	4%	10%	11%	10%	



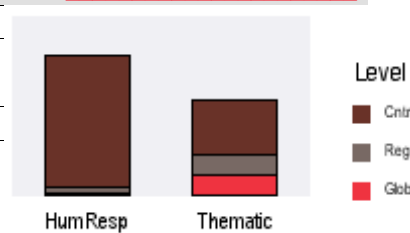
Main countries receiving international funding

Selected Parameters			
Year/ Period	2017/1-2021/9998	Project Region	*

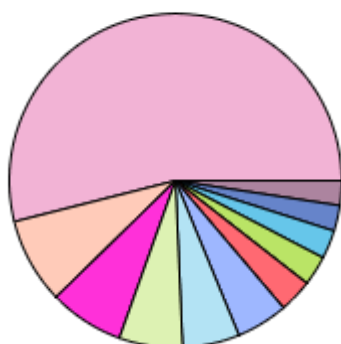
Refreshed on 30-Jan-2023 at 10:01

	Country	Humanitarian Response	Thematic	Total	%
1	Turkey	49.1	65.8	114.9	9%
2	Bangladesh	73.6	3.2	76.8	6%
3	Syria	64.3	5.1	69.3	6%
4	Congo, Democratic R	54.6	4.4	59.0	5%
5	Indonesia	44.4	12	56.4	4%
6	Afghanistan	17.6	18	35.6	3%
7	Bahamas	28.7	0.2	28.9	2%
8	India	25.5	2.9	28.4	2%
9	Venezuela	12.9	13.5	26.4	2%
10	Kenya	22	4.4	26.4	2%
11	Italy	24.5	1.1	25.6	2%
12	Philippines	16	8.9	24.9	2%
13	Lebanon	18.5	6.3	24.8	2%
14	Greece	18.2	6.2	24.4	2%
15	Myanmar	8.2	15.9	24.1	2%
16	Somalia	12.2	9.8	22.0	2%
17	Mozambique	21.1	0.6	21.7	2%
18	Colombia	11.7	9.5	21.2	2%
19	Central African Rep.	3.6	16.5	20.2	2%
20	Yemen	5.6	14.1	19.7	2%
21	Nigeria	15.3	3.6	18.9	2%
22	Korea, North	3.8	12.8	16.7	1%
23	Pakistan	8.5	7.5	16.0	1%
24	Portugal	15.8	0.1	15.9	1%
25	Nepal	4.3	10.6	14.9	1%
26	South Sudan	10.2	3.7	13.9	1%
27	Haiti	9.4	3.2	12.7	1%
28	Iran	10.4	1	11.4	1%
29	Uganda	6.3	5	11.3	1%
30	Niger	6.7	4.2	10.9	1%
Other countries		262.2	99.7	362.0	29%

Total country programmes	885.4	369.9	1,255.3
Regional programmes	42.2	131.6	173.8
Global programmes	21.3	139.6	160.8
Total income	948.8	641.1	1,589.9
% country programmes	93%	58%	79%
% regional programmes	4%	21%	11%
% global programmes	2%	22%	10%



Humanitarian Response



Thematic

