

<b>Emergency appeal №:</b> MDRTZ035 <b>Emergency appeal launched:</b> 12/12/2023. <b>Operational Strategy published:</b> 18/01/2024	<b>Glide №:</b> FL-2023-000241-TZA
<b>Operation update #3</b> <b>Date of issue:</b> 29/4/2024	<b>Timeframe covered by this update:</b> From 12/12/2024 to 23/04/2024
<b>Operation timeframe:</b> 12 months (12/12/2023 to 31/12/2024)	<b>Number of people being assisted:</b> 44,000
<b>Funding requirements (CHF):</b> CHF 3,000,000 million through the IFRC Appeal CHF 4,000,000 million Federation-wide	<b>DREF amount initially allocated:</b> CHF 500,000

*To date, this Emergency Appeal, which seeks CHF 3,000,000, is 33 percent funded. Further funding is needed to enable the Tanzania Red Cross Society, with the support of the IFRC, to enhance response and recovery activities to the flood affected people. This Operation Update No.3 reports on the government preliminary results of detailed assessments, seeks to expand the operational areas, as well as request for more resources to provide selected households with material for emergency shelters and increase the target population from 44,000 to 85,010 people. Given the significant increase in needs with these subsequent recent floods in the first quarter of 2024, the National Society and the IFRC are reassessing the funding requirements of the Emergency Appeal.*



Joint TRCS, PNSs and IFRC flood assessment in Rufiji, Tanzania. ©TRCS

## A. SITUATION ANALYSIS

### Description of the crisis

The severe El-Niño cycle in late 2023 brought flooding and landslides in several regions and resulted in the deaths of at least 89 people, destroying thousands of homes.

But the rains have continued and escalated into 2024 further exacerbating the crisis. In a [statement](#) to Tanzanian Parliament on April 25, 2024, the Prime Minister announced that over 200,000 people and 51,000 households had been affected by rains and flooding since January.

In addition to reporting the deaths of 155 and 236 injured due to flooding, the Prime Minister has warned of continued rain and that people should immediately start to move to higher ground. The Pwani and Morogoro regions remain the most affected areas based on preliminary assessments. However, significant flooding events have also occurred in Mbeya, Lindi, Katavi, Kilimanjaro and Arusha regions in addition to the four regions affected in November-December 2023.

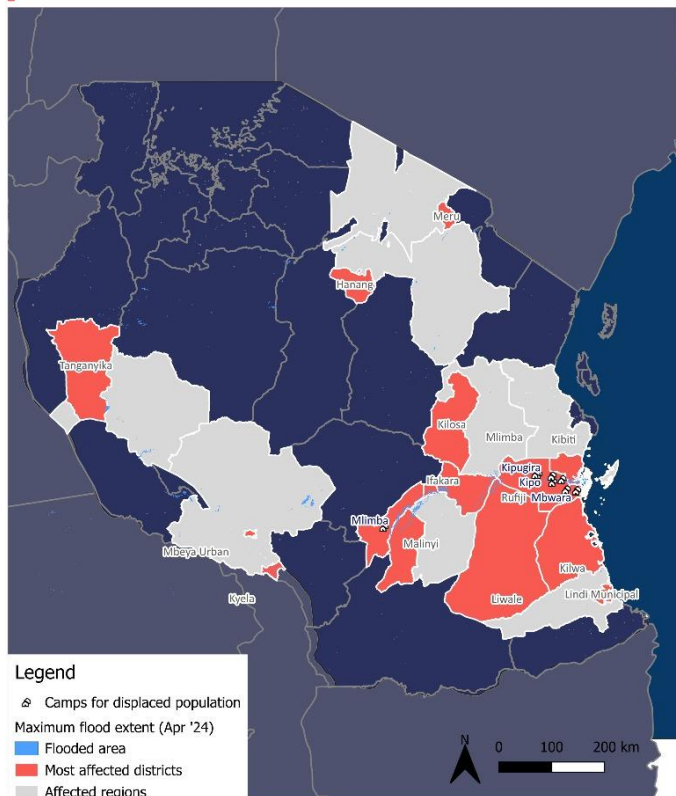


*Current flooding in Rufiji district in April 2024, © TRCS*

Emergency services including Tanzania Red Cross continue to rescue people marooned by the floodwaters. This continued rainfall in 2024 has also severely affected at least 77,448 acres of cropland and claimed the lives of livestock. The consequences extended beyond agriculture, disrupting and destroying crucial infrastructure such as roads, water points, electricity, and communication systems. Health and education services also suffered setbacks with those schools not flooded being closed temporarily to accommodate those displaced. At least one primary school has been destroyed in Mbeya city, and it is likely that many more will be severely affected once a comprehensive assessment is complete. Students undergoing examinations will be forced to travel long distances to other schools. Further, cholera cases have been increasing in the country, including in flood impacted regions of Morogoro and Dar es Salaam.

## Maximum Flood Extent | Reference map

### Tanzania Flood Response



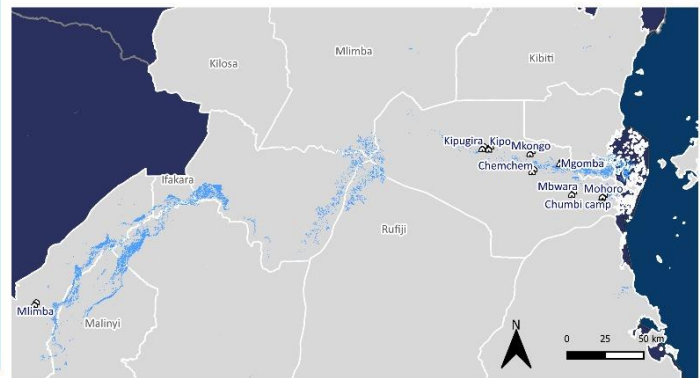
#### Legend

- ⛕ Camps for displaced population
- Maximum flood extent (Apr '24)
- Flooded area
- Most affected districts
- Affected regions

Date Produced: 22 April 2024  
The maps used do not imply the expression of any opinion on the part of National Societies concerning the legal status of a territory or of its authorities.  
Produced by IFRC and Italian Red Cross - Information Management Team  
Sources: OpenStreetMap, HDX, GloFAS, last available Government SitRep

### Key impacts in Rufiji, Kibiti and Kilombero districts

- 10,800+** families displaced
- 8,580+** houses damaged
- 76,700+ ha** land flooded
- 9 camps** managed by TRCS



Up: Flooded areas and camp locations across the Rufiji river (most affected area)  
Left: Most affected regions with ongoing operations across the six affected regions

## Summary of response

In response to the floods and landslides, the Tanzania Red Cross Society (TRCS), in collaboration with the affected district government and humanitarian agencies, conducted assessments to gauge the extent of the damage and identify the priority needs of the displaced populations.

TRCS commenced humanitarian relief efforts to address the urgent requirements of those affected, including providing shelter, healthcare, food, water sanitation, and hygiene, search and rescue operations in high-risk areas. According to weather forecasts, the rains are anticipated to persist until May 2024, necessitating an extended duration for humanitarian operations, coupled with the imperative to aid early recovery initiatives post-rainfall.

In response to the escalating situation, an imminent [DREF](#) was issued on 23 November 2023. With the DREF funding as well as in-kind support from UNICEF and Turkish Red Crescent, TRCS has been responding to the needs of the affected population since November 2023.

Subsequently, an [Emergency Appeal](#) was launched in December 2023, focusing on four regions which are Dar es Salaam, Unguja-Zanzibar, Manyara, and Geita, and an [Operations Strategy](#) was published in January 2024 followed by two operations updates [Operations Update 1](#) published on 13 February 2024 and [operations update 2](#) published on 11 March 2024.

As the crisis intensifies nationwide, the TRCS is expanding the initial Flood and Landslides Appeal to cover the most affected regions of Pwani and Morogoro. The initially prepositioned resources have been exhausted, and demands

are continually escalating. The appeal urgently addresses the pressing issues caused by escalating floods in these specific areas. However, it's crucial to note that several regions, including Mwanza, Dodoma, Kigoma, Tanga, Shinyanga, Simiyu, and Mbeya, are grappling with similar challenges but are not covered by this appeal.

### **Overview of the host National Society and ongoing response**

Tanzania Red Cross Society have been responding to the immediate needs of flood-affected communities in initially four (4) regions (Manyara, Dar es Salaam, Geita and Unguja) and with the increased flooding, the target regions have moved to eight regions after four additional regions have been included (Pwani, Mbeya, Kilimanjaro and Morogoro).

Since 22 November 2023, TRCS has so far reached to 34,135 people through health awareness campaigns, water sanitation and hygiene, shelter including emergency household items, protection, gender and inclusion and community engagement and accountability as detailed under Section B of this Operational Update.

Using its network of volunteers and the national society proximity to affected areas, the NS HQ activated its branches from which 415 volunteers have so far been deployed and who are working across the seven affected regions. These volunteers are backed up by seven regional coordinators and 11 HQ based staff. IFRC is providing technical support through an in country deployed operations manager, shelter coordinator and regular monitoring visits from cluster delegation disaster management delegate, finance delegate, PMER, communications, procurement and logistics.

## **Needs analysis**

### **Needs analysis.**

At the time of this update, detailed assessments were underway in Morogoro, Mbeya, Pwani and Kilimanjaro regions while in Hanang district, the detailed assessment revealed that 6,202 people were directly affected by the disaster in November 2023.



*TRCS Volunteers setting up temporary camp in Rufiji © TRCS*

As of April 2024, severe flooding in the Pwani Region has damaged at least 628 houses in 18 wards, in Morogoro 7,904 houses have been affected, 390 houses have been affected both by mudslide and floods in Mbeya region. While in Kilimanjaro 352 houses were affected by landslides that left at least seven people dead.

Cumulatively, 85,010 people have been displaced as result of the ongoing floods as of 18<sup>th</sup> April 2024 while a total of 200,000 have been affected directly by the floods as per government statement. Since the onset of the long rains in April 2024, there have been 147 deaths recorded including 89 from Hanang district landslides.

In coordination with the Government of Tanzania and other NGOs, TRCS participated in a multi stakeholder joint comprehensive needs assessment that commenced on April 14<sup>th</sup> April 2024 in Pwani region. However, flooding of agricultural land, damage to infrastructure, and loss of homes is expected to contribute to a worsening humanitarian situation. Further, with rain expected to continue until May, further communities, as well as those currently affected are expected to be at further risk.

Early recovery efforts in Manyara, Dar es Salaam, and Unguja, along with other previously affected districts continue to be tenuous. Repair of water and sanitation systems, as well as other critical infrastructure, has elevated the risk of water-borne diseases, and distribution of aqua tabs and health promotion activities remain essential to prevent a worsening cholera situation in the country.

Below is an overview of the analysis findings per sector:

### ***Shelter***

A total of 17,002 households have been displaced across several regions that have been affected by El Nino including Manyara, Dar es Salaam, Geita, Morogoro, Pwani, Kilimanjaro, Mbeya and Unguja regions. As of 18<sup>th</sup> April 9,295, people of the affected 85,010 people are forced to reside in nine temporary camps: 7 for Pwani, 1 for Morogoro, and 1 Mbeya. The remaining 75,715 people found refuge elsewhere, mainly with relatives. Therefore, there is an immediate need for NFIs and shelter as the communities are currently relocated into public buildings and schools in the highlands of the villages. TRCS has distributed emergency stock to the families which will be replenished through this Appeal.

In Manyara, shelter construction is currently underway, out of the 14,782 destroyed houses in Manyara the government has identified 112 houses to be rebuilt in Hanang district and has requested the support of TRCS to assist in rebuilding 35. However, many households remain displaced or in inadequate housing until housing units are completed. Several villages in the Hanang district and in Unguja remain in precarious housing: either sharing cramped spaces with relatives and neighbours or living in housing in high-risk areas for more flooding. The Government of Tanzania is assessing these high-risk areas for possible relocation; however, this is not expected to be completed soon.

Based on market assessments for shelter materials it estimates that the cost per housing units may be 20-25% higher. The TRCS is working with the Government of Tanzania to remove VAT requirements on reconstruction to save costs, however, the overall number of completed units may have to be reduced unless alternative sources of funding can be identified.



*TRCS supporting camp set up in Rufiji district. © TRCS*

### **Food Security and Livelihoods**

It was clear from the assessment conducted by Department of Disaster Management of the Office of the Prime Minister (PMO-DMD), UN agencies, and TRCS that the affected communities are predisposed to food insecurity due to the loss of crops and livestock due to flooding. Currently, more than a total of 76,700 Hectares are affected from Pwani region and Morogoro. Most of the affected population depend on fishing, small-scale farming and with damage to their planted crops and their farms, their source of livelihoods is gone. The Government of Tanzania and TRCS have been coordinating to distribute food to the affected populations, however it is expected that the need for food relief will continue to increase.

In Hanang food insecurity continues to be a persistent challenge, with community members in some villages reporting the need to sell food aid for supporting medical treatment and other needs.

### **Health**

In Rufiji and Kibiti districts (Pwani region) the Mohoro and Tumbi B Health post have been flooded, impacting health services around some of the temporary camps. 20 additional health officers have been provided by the Ministry of Health, however, medical supplies in some areas remain low. A cholera outbreak has been ongoing in Tanzania since September 2023, and Dar es Salaam and Morogoro regions are doubly impacted by cholera and floods. As stagnant water persists, continued measures will need to be taken to address waterborne diseases as well as malaria. Furthermore, the affected community has been impacted psychologically and it will be critical to continue providing psychosocial interventions. In health, TRCS will focus on the provision of first aid, psychosocial support and health promotion activities to the affected families and the entire surrounding society.

Psychosocial support continues to be a persistent need among the affected population. In the Manyara region, community members report high levels of stress during rainfall, especially among school children.

### **Water, Sanitation, and Hygiene**

The floods and landslides have destroyed water facilities in the affected areas completely cutting out water sources and thus leaving the displaced population at risk of water-borne diseases. In Manyara and Unguja, water distribution

following the flood events in late 2023 has stopped, leaving few options for clean water other than through aqua tab distribution. The TRCS continues to raise awareness on hygiene promotion by using volunteers deployed.

### **Protection, Gender, and Inclusion (PGI)**

Eight temporary camps have been established in three regions and are currently housing approximately 1,529 families. The shelters within the camps are largely constructed out of tarpaulin and provide little in the way of privacy or security. The camps at present are poorly lit with inadequate and unsafe access to toilets and other facilities. There is a critical shortage of menstrual hygiene kits at the camps and at least one attempted assault has been reported since the camps were established on April 13<sup>th</sup>.

During the enhanced vulnerability and capacity assessments (EVCAs) conducted in Unguja, it was reported that sexual violence remains a top concern of residents in one of the affected communities, and that crime and drug use continue to make residents feel unsafe. In Manyara, TRCS volunteers have reported higher incidences of substance abuse during periods of intense rainfall as coping mechanism following the flood and landslide event in November 2023.

### **Community Engagement and Accountability (CEA)**

There are persistent rumours around the causes of flooding in communities in Pwani and Manyara that have been amplified by some community leaders. Despite some early warning activities, many communities were caught completely off guard by rising water. With floodwater still present in many districts, and continued risk of flooding in low lying areas, risk communication and community engagement (RCCE) will continue to be a pressing need until the end of the rainy season in May.

In Manyara and Unguja, flood affected communities rely on RCCE activities to prepare for continued rainfall. In addition, feedback collected by the TRCS has identified the need for continued communication for infrastructure repair and further resilience work in affected communities.

## **Operational risk assessment**

The operation has experienced significant delays in shelter construction and cash programs due to challenges with procurement. Despite the deployment of a surge procurement delegate, contracts with a shelter contractor and financial service providers are not complete (although should be finalized in the coming week). With additional requests for NFI distribution following continued flooding events, it is likely similar delays will be experienced without additional support to replenish existing stockpiles.

A worsening cholera epidemic, combined with stagnant water and destroyed water and hygiene infrastructure is likely to compound the humanitarian situation in the country. The current Appeal relies on government and partner organizations for the provision of hard WASH activities that may not be able to meet the additional needs caused by continued flooding.


The NS anticipates security risks to some of the affected areas during the implementation of the response. To mitigate against security risks, adequate measures have been put in place. This includes but is not limited to, staff and vehicle tracking, briefing and debriefing sessions, situation monitoring, and regular security/safety updates. Tension might rise throughout the resettlement process, within the displaced communities or with host communities. TRCS continues to monitor closely the resettlement process and acceptance of the host community towards the displaced communities.

## OPERATIONAL STRATEGY

The Operations Strategy has been revised to include regions including Pwani, Kilimanjaro, Morogoro and Mbeya impacted by the April flooding events, as well as anticipated measures for the remainder of the rainy season until the end of May. The inclusion of additional regions increases the current target from 44,000 people to 85,010 people who are displaced.

## B. DETAILED OPERATIONAL REPORT

### STRATEGIC SECTORS OF INTERVENTION

	<b>Shelter, Housing, and Settlements</b>	Female > 18: <b>666</b>	Female < 18: <b>2,522</b>
		Male > 18: <b>639</b>	Male < 18: <b>1,971</b>
<b>Objective:</b> To meet the immediate and short-to-mid-term shelter needs of the affected population.			
<b>Key indicators:</b>	<b>Indicator</b>	<b>Actual</b>	<b>Target</b>
	Number of families reached with emergency shelter and essential household items	888	2,300
	Number of shelter kits procured and distributed (for 7 camps Pwani, 1 camp for Morogoro, and 1 camp for Mbeya)	0	1,859 <sup>1</sup>
	Number of volunteers supporting shelter evacuations	160	100
	Number of volunteers and local artisans trained in shelter	0	150 <sup>2</sup>
	Number of solar lights procured and distributed	0	1,859 <sup>1</sup>
	Number of permanent houses constructed	0	35
<b>Activities implemented:</b> <ul style="list-style-type: none"> <li>Shelter contractor has been identified and submitted for due diligence.</li> <li>The request for quotations for shelter construction has revealed the cost for shelter construction to be 20-25% higher than initial estimates and the number of constructed homes may be reduced.</li> <li>Distribution of 93 tarpaulins to households in temporary camps in Rufiji. The tents were used in setting up temporary shelters.</li> <li>Conducted PDM of NFI distribution in Unguja.</li> </ul>			
<b>Activities planned:</b> <ul style="list-style-type: none"> <li>Shelter support for households in temporary camps</li> <li>Support the construction of 35 houses in the Manyara district.</li> <li>Support displaced families in Pwani and Morogoro regions with cash for shelter/rent.</li> </ul>			

<sup>1</sup> This activity has been revised from 1,150 to 1,859 to target households in temporary camps

<sup>2</sup> These activities have been cancelled to meet a government request to instead construct 35 permanent homes in the Manyara region. These changes will be reflected in the revised Operational Strategy to be released by mid-May 2024.



## Multi-purpose Cash

Female > 18: 0

Female < 18: 0

Male > 18: 0

Male < 18: 0

**Objective:** *Households are provided with unconditional/multipurpose cash grants to address their basic needs*

	<b>Indicator</b>	<b>Actual</b>	<b>Target</b>
<b>Key indicators:</b>	Number of PDM exercises conducted (2 per district)	0	10
	Provide multipurpose cash to the targeted population for three months	0	3,000 <sup>3</sup>
	Conduct a market assessment and feasibility study	1	5
	Procure a financial service provider (FSP)	2	1

### **Activities implemented:**

- Market and needs assessment and feasibility study has been completed for Hanang District (Manyara Region))
- Two FSPs procured and will be supporting cash voucher assistance in Hanang district.
- Beneficiary identification has been completed for approximately 1,077 households.

### **Activities planned:**

- Conduct market assessments in Rufiji, Kibiti, Mlimba, Ifakara
- Community meetings to validate beneficiary selection.
- Multipurpose cash to the target population for three months.
- Additional needs assessments for Unguja and Geita based on Government request.
- Conduct 10 PDM exercises for Hanang, Rufiji, Kibiti, Mlimba, Ifakara,



## Health & Care

Female > 18: 4,265

Female < 18: 13,143

Male > 18: 4,099

Male < 18: 12,628

**Objective:** *Strengthening holistic individual and community health of the population impacted through community-level interventions and health system strengthening.*

	<b>Indicator</b>	<b>Actual</b>	<b>Target</b>
<b>Key indicators:</b>	Number of people reached with health promotion campaigns	34,135	85,010 <sup>4</sup>
	Number of first aid kits procured	200	300
	Number of mosquito nets procured and distributed	795	2,300

<sup>3</sup> Target increased to include newly affected districts of Hanang, Rufiji, Kibiti, Mlimba, Ifakara

<sup>4</sup> Target increased to include Rufiji, Kibiti, Mlimba, Ifakara

Refresher training to volunteers on PSS, health promotion, and FA	190	100
Number of PSS sessions conducted	108	100
Number of volunteers trained on EPiC	154	60
Number of community sanitation to remove stagnant water	4	15

**Activities implemented:**

- 200 first aid (FA) kits procured and distributed.
- Health promotion campaigns in the evacuation camps and community at large
- TRCS conducted cinema shows to support mental health and PSS at Hanang
- TRCS deployed 300 volunteers to support the first response operation from the local branch level. First response actions included support with search and rescue, and provision of psychosocial support and first aid. In Manyara, TRCS deployed 100 volunteers to support displaced families in four established camps with food, non-food items, first aid, and PSS services.
- TRCS volunteers have been conducting health and hygiene promotion activities to promote healthy behaviours and prevent disease outbreaks. A total of 15,000 people have been reached with the distribution of water treatment tablets and a total of 34,135 people reached through health awareness campaigns in the temporary camps and community for 4 regions Geita, Dar es Salaam, Manyara, and Unguja.
- Provision of first aid and PSS in all the affected areas with support from volunteers and TRCS staff. 108 PSS sessions have been conducted in all the four regions with number against the target increasing slightly due to increased demand for PSS.
- 190 volunteers have been provided with refresher training on PSS, health promotion, and FA whereby 100 volunteers were trained in Manyara alone while 90 volunteers were trained in three regions 30 per region (Dar Es Salaam, Unguja, and Geita). The target was to train 100 volunteers but 190 have been trained because of the increase in need for PSS, health promotion, and first aid.
- Distribution of 795 mosquito nets.
- 154 volunteers were trained on epidemic preparedness and response in communities (EPiC) 64 in Manyara, 30 in Geita, 30 in Unguja, and another 30 volunteers were trained in Dar Es Salaam. More volunteers have been trained due to increase in needs.
- Four sessions of community cleanups have been conducted to remove stagnant water. Volunteers have been working together with the local community to clean the environment around public areas such as marketplaces and bus terminals.

**Activities planned:**

- Continuation of mental health promotion campaigns using mobile cinema and community meetings with support from 100 volunteers.
- Mental Health Awareness Day and School Bonanza Campaign for Mental Health Day in Manyara
- Health promotion will include messaging on epidemic control, PSS and first aid activities in response to newly affected areas



## Water, Sanitation, and Hygiene

Female > 18: 2,253    Female < 18: 6,943

Male > 18: 2,165    Male < 18: 6,671

### Objective:

*Ensure safe drinking water, proper sanitation, and adequate hygiene awareness of the communities during relief and recovery phases of the Emergency Operation, through community and organizational interventions*

	Indicator	Actual	Target
<b>Key indicators:</b>	Number of hygiene and menstrual hygiene kits procured	3,273	7,000 <sup>5</sup>
	Number of aqua tabs and PUR sachets procured and distributed	120,000	353,520
	WASH household items (buckets and jerry cans) procured and distributed	2,300	4,600
	Number of community sensitizations on hygiene promotion, water quality, and sanitary surveys conducted	127	350 <sup>5</sup>
	Number of emergency latrines constructed, slabs, tarpaulins, and PVC pipes procured and distributed	0	1,150
	Number of volunteers and local artisans trained in latrine construction	30	30
	Number of WASH post distribution monitoring (PDMs) conducted	5	9 <sup>5</sup>

### Activities implemented:

- Procurement of 3,273 hygiene kits but 795 were distributed from the available TRCS stocks which will be replenished through this Appeal.
- Distribution of 120,000 aqua tabs to the affected community. TRCS with a health officer from government trained community on the uses of aqua tabs before the distribution by demonstration during the distribution and how to use properly.
- 2,300 buckets and jerry cans each have been procured but 795 distributed.
- Conducted 127 community sensitization activities on WASH activities.
- One PDM on WASH has been conducted in Unguja, Dar es salaam and Manyara 80% were happy with storage facilities due to scarcity of fresh water and water system destruction but not sufficient, number of people received were very minimal compared to the affected and not enough to some families due to large number of family member.
- Four sessions of community sanitation have been conducted to remove stagnant water. Volunteers have been working together with the local community to clean the environment around public areas such as marketplaces and bus terminals.
- Four sessions of community sanitation have been conducted to remove stagnant water in Manyara.

<sup>5</sup> Target increased to include Rufiji, Kibiti, Mlimba, Ifakara

- Activity on construction of toilets is reallocated to shelter and permanent latrine construction. Therefore, this strategy will not include building stand-alone toilets but rather a few targeted toilets to be built together with house construction for the Manyara region.

**Activities planned:**

- Provision of water treatment tablets. A total of 113,520 water treatment tablets will be distributed, to ensure access to 1.5L safe drinking water per person during the first month until access to safe water is provided by the government.
- Hygiene promotion through community meetings, demonstration sessions, and mobile cinema sessions. Hygiene promotion will focus on household water treatment, safe water storage, latrine use, and handwashing. Distribution of aqua tabs will be implemented jointly with hygiene promotion sessions.



**Protection, Gender, and Inclusion**

Female > 18: 0

Female < 18: 213

Male > 18: 0

Male < 18: 287

**Objective:**

*Communities identify the needs of the most at risk and particularly disadvantaged and marginalized groups, due to inequality, discrimination, and other non-respect of their human rights and address their distinct needs*

	<b>Indicator</b>	<b>Actual</b>	<b>Target</b>
<b>Key indicators:</b>	Number of volunteers deployed for RFL in Manyara for three months	3	3
	Number of PGI minimum standards printed and shared with the regions	500	500
	Number of volunteers trained on PGI minimum standard	90	30

**Activities Implemented:**

- TRCS deployed 3 restoring family links (RFL) volunteers from the Manyara branch to Hanang to support RFL activities. 134 people were reunited with their relatives from 03<sup>rd</sup> December 2023 to 18<sup>th</sup> April 2024, 98 people and 36 were children from 3 camps established at Ketesh. Deployed volunteers worked very closely with police and security officer under gender Desk to register and provide important information like announcement about the people lost during the camps time and community meetings out of which 28 referrals were registered.
- Printing PGI minimum standards materials and distribution to the regions Manyara, Geita, Dar es Salaam, and Unguja. The booklets are being used to support the training of staff and volunteers.
- 3 volunteers deployed at Manyara Region to support RFL.
- 90 volunteers trained on PGI minimum standards to understand how PGI should be integrated in all interventions. 30 from Manyara, 20 from Unguja, 20 from Geita, and 20 from Dar es Salaam. The training was held together with EPiC and other training hence TRCS took the opportunity to train more volunteers who were available at no extra costs.
- Safe reporting mechanism integrated into CEA hotline.
- PGI rapid assessment in temporary camps in Rufiji; PGI support for displaced persons in temporary camps
- Dignity, access, participation, and safety framework (DAPS) continues to be integrated in all TRCS activities.
- PGI implementation plan to be created for Rufiji, Kibiti, Mlimba, Ifakara, including community sensitization sessions on sexual violence.

- Inclusion of safe spaces for children and youth at temporary camps, in coordination with UNICEF

**Activities planned:**

- Community sensitization sessions on sexual violence and its effect.
- Ensuring you set up safe reporting and referral mechanisms and inform communities on where to report and referral steps.
- Staff and volunteers training on how to identify and refer survivors of sexual violence, safeguarding policies and their responsibilities in relation to safeguarding.
- Coordination with other response actors on safe referrals.
- Development and dissemination of IEC materials specifically addressing on sexual violence and how to report.



**Risk Reduction, Climate Adaptation and Recovery**

Female > 18: 0

Female < 18: 25

Male > 18: 0

Male < 18: 15

**Objective:** *Communities in high-risk areas are prepared for and able to respond to disaster*

	<b>Indicator</b>	<b>Actual</b>	<b>Target</b>
<b>Key indicators:</b>	Number of volunteers trained on enhanced Vulnerability Capacity Assessments (eVCAs)	40	40
	Number of eVCAs conducted	2	4
	Number of community action plans through small grants supported	0	4
	Number of community-based disaster response teams (CBDRTs) equipped	16	16

**Activities Implemented:**

- TRCS through the Monitoring and Evaluation unit continues to monitor weather forecasts and to share updates with all regional branches.
- 40 volunteers trained on eVCAs at Unguja and Dar es salaam.
- Conducted 2 community vulnerability assessment at Unguja and Dar es salaam.
- 16 CBDRTS equipped

**Activities Planned:**

- Training of 40 volunteers at Hanang Manyara region
- Vulnerability capacity assessment in Manyara, Geita
- TRCS plans to support community action plans through small grants at Manyara, Dar es Salaam, Unguja, and Geita.



## Community Engagement and Accountability (CEA)

**Objective:** *Communities in high-risk areas are prepared for and able to respond to disaster*

	<b>Indicator</b>	<b>Actual</b>	<b>Target</b>
<b>Key indicators:</b>	Number of deployed CEA focal points at the HQ level 2	3	2
	Number of months hotline numbers activated at the emergency operation centre (EOC)	6	12
	Number of media talk shows	2	6 <sup>6</sup>
	Number of printings of visibility materials completed (76 female and 124 male)	300	300

### **Activities Implemented:**

- 3 CEA focal persons have been deployed at the HQ level and 1 at the Field level (Hanang). From the start, TRCS needed to deploy 2 CEA focal persons to be based at the HQ, however, there was need to deploy one CEA focal person in Manyara at the camps, therefore the number increased to 3.
- Three hotline numbers have been activated; the hotlines will run from November 2023 to May 2024
- 2 media talks have been done for health and hygiene awareness.
- 300 visibilities have been printed and distributed to four regions Manyara, Dar es Salaam, Unguja, and Geita regions, this includes IEC materials.
- 90 volunteers have been trained on CEA. 124 feedback and complaints received from the field since the operation started, people asked for the PSS services, ambulance support and NFI distribution

### **Activities Planned:**

- To conduct more media talk show at the national level.
- Activation of hotline and feedback mechanisms for newly flooded areas and continuation of Hotline support and feedback collection in Manyara, Geita, Unguja, Mbeya, Kilimanjaro and Dar es Salaam

<sup>6</sup> Target increased to Rufiji, Kibiti, Mlimba, Ifakara & Moshi

## Enabling approaches



### National Society Strengthening

**Objective:** *Communities in high-risk areas are prepared for and able to respond to disaster*

	Indicator	Actual	Target
<b>Key indicators:</b>	Number of staff mobilized and equipped	29	23
	Number of volunteers insured and equipped	300	450 <sup>7</sup>
	Number of monitoring missions conducted by HQ	5	11
	Number of audits supported	0	1

**Activities Implemented:**

- 29 staff have been mobilized and are well-equipped with the necessary tools and skills to enable them to carry out their activities effectively.
- 300 volunteers who are active in this operation have been insured. An additional 115 volunteers deployed to be insured
- One monitoring visit has been conducted in Dar es Salaam, Unguja, Manyara, and Geita Regions.

**Activities Planned:**

- One audit to be conducted by the finance team.
- Support one national dialogue meeting during the world Red Cross Day commemoration.
- Insure 115 volunteers added to the deployment



### Coordination and Partnerships

**Objective:** *Communities in high-risk areas are prepared for and able to respond to disaster*

	Indicator	Actual	Target
<b>Key indicators:</b>	Number of partner coordination meetings attended	12	20 <sup>8</sup>
	Strategic Partnerships and Resource Mobilizations Unit initiatives	2	4

**Activities Implemented:**

- Continuous coordination with the Department of Disaster Management of the Office of the Prime Minister (PMO-DMD) and the local disaster management committee.

<sup>7</sup> Target increased to include Rufiji, Kibiti, Mlimba, Ifakara

<sup>8</sup> Target increased to include Rufiji, Kibiti, Mlimba, Ifakara

- Attended and actively participated in 2 partner coordination meetings, where members were briefed and updated on the response.
- Deployment of Italian Red Cross Information Management personnel to support with assessment, data gathering and GIS.
- Two strategic partnerships and resource mobilization units. So far, this has attracted the support from the Turkish Red Cross and the Spanish Red Cross

**Activities Planned:**

- Coordination with (PMO-DMD) for multi-sectoral assessment in Rufiji, Kibiti (Pwani Region), Mbeya and Morogoro
- Attending the 5 partner coordination meetings at the national and regional level
- Two strategic partnerships and resource mobilization initiatives
- Planned update call with Partner National Societies for resource mobilization following continued flooding.



**Secretariat Services**

**Objective:** *Communities in high-risk areas are prepared for and able to respond to disaster*

	<b>Indicator</b>	<b>Actual</b>	<b>Target</b>
<b>Key indicators:</b>	Number of monitoring missions conducted	4	6
	Number of financial spot checks conducted	1	6
	Deployment of two surge profiles (shelter and operations)	2	2 <sup>9</sup>

**Activities Implemented:**

- IFRC cluster delegate, disaster management was deployed immediately after the disaster was declared in December 2023 and supported the NS with initial response and development of the operational response plan and setting up initial response. This was followed up by the cluster senior logistics and procurement officer who worked with TRCS on procuring the initial response and relief items. The officer also worked with TRCS in procuring a new FSP. The cluster finance delegate worked with TRCS in budget development and financial review while the cluster PMER officer worked with TRCS to set indicators and targets for this response.
- One shelter coordinator surge has been deployed and will be supporting TRCS in this response for three months.
- Deployment of IFRC Operations Manager as staff on loan from the Canadian Red Cross.
- Monitoring visit to Manyara and Unguja by IFRC Operations Delegate
- Assessment and monitoring by IFRC DM Delegate, operations delegate and IM surge to Pwani region
- Continuous briefing to in country PNSs and joint planning

**Activities Planned:**

- Monitoring missions and financial spot checks
- Operational review and coordination meetings to improve the response as well as mobilize resources.

<sup>9</sup> Target revised based on recent surge deployments.

## C. FUNDING

Donor	Modality/Area of Intervention	Province	Pledge/CHF	Remarks
<b>Bi lateral and Domestic - Ask CHF 1,000,000</b>				
Spanish RC			28,794	Bilateral
		<b>Sub Total</b>	<b>28,794</b>	<b>2.8%</b>
<b>Multilateral IFRC Secretariat ask CHF 3,000,000</b>				
DREF Loan			500,000	
<b>Hard pledge</b>				
DG ECHO			93,461	Registered
Japanese Red Cross			29,189	Registered
Canadian Red Cross			84,859	Registered
Finnish Red Cross			108,000	Registered
American Red Cross			430,852	Registered
<b>Interest</b>				
Red Cross of Monaco			9,697	Ongoing
		<b>Sub Total</b>	<b>1,256,058</b>	<b>42%</b>
<b>Total Federation Wide - Ask CHF 4,000,000</b>				
		<b>Total</b>	<b>1,284,852</b>	<b>33%</b>

To note TRCS has received only received 33% of the total funding ask for the Federation Wide Appeal yet the needs are still increasing with high dependency on the National society to continue with the humanitarian interventions.

## Contact information

For further information, specifically related to this operation please contact:

### In the National Society

- **Secretary General:** Lucia Pande, email: [secretarygeneral@trcs.or.tz](mailto:secretarygeneral@trcs.or.tz) , phone: (+255) 0765444497
- **Operational coordination:** Alfred Mwanjali, Director of Disaster Management, [alfred.mwanjali@trcs.or.tz](mailto:alfred.mwanjali@trcs.or.tz), +255 (0)759 035 690

### At the IFRC:

- **IFRC Country Cluster Delegation:** Papa Moussa Tall, Head of Country Cluster Delegation, email: [papemoussa.tall@ifrc.org](mailto:papemoussa.tall@ifrc.org), phone: +211912179511
- **IFRC Regional Office for DM coordinator:** Rui Alberto Oliveira, Regional Operations Lead, email: [rui.oliveira@ifrc.org](mailto:rui.oliveira@ifrc.org), phone: +254 780 422276
- **IFRC Geneva:** Santiago Luengo, Senior Officer, Operations Coordination, email: [santiago.luengo@ifrc.org](mailto:santiago.luengo@ifrc.org), phone: 41 (0) 79 124 4052

### For IFRC Resource Mobilisation and Pledge support:

- **Head of Strategic Engagement and Partnerships:** Louise Daintrey, email: [louise.daintrey@ifrc.org](mailto:louise.daintrey@ifrc.org), phone: +254 110 843 978

### For In-Kind donations and Mobilization table support:

- **Manager, Global Humanitarian Services and Supply Chain Management,** Allan Kilaka Masavah, [allan.masavah@ifrc.org](mailto:allan.masavah@ifrc.org); +254 (0) 113 834 921

### For Performance and Accountability support (planning, monitoring, evaluation, and reporting inquiries)

- **Regional Head of PMER & QA:** Beatrice Okeyo, email: [beatrice.okeyo@ifrc.org](mailto:beatrice.okeyo@ifrc.org), phone: +254732 404022

### Reference documents

Click here for:

- [DREF Operation](#)
- [Operations Strategy](#)
- [Emergency Appeal](#)
- [Operations Update 1](#)
- [Operations Update 2](#)

# Emergency Appeal

## INTERIM FINANCIAL REPORT

Selected Parameters			
Reporting Timeframe	2023/11-2024/3	Operation	MDRTZ035
Budget Timeframe	2023-2024	Budget	APPROVED

Prepared on 26 Apr 2024

All figures are in Swiss Francs (CHF)

### MDRTZ035 - Tanzania - Floods

Operating Timeframe: 22 Nov 2023 to 31 Dec 2024; appeal launch date: 12 Dec 2023

## I. Emergency Appeal Funding Requirements

Thematic Area Code	Requirements CHF
AOF1 - Disaster risk reduction	43,968
AOF2 - Shelter	1,133,129
AOF3 - Livelihoods and basic needs	426,966
AOF4 - Health	139,361
AOF5 - Water, sanitation and hygiene	354,387
AOF6 - Protection, Gender & Inclusion	9,681
AOF7 - Migration	0
SFI1 - Strengthen National Societies	506,646
SFI2 - Effective international disaster management	4,011
SFI3 - Influence others as leading strategic partners	0
SFI4 - Ensure a strong IFRC	381,853
<b>Total Funding Requirements</b>	<b>3,000,002</b>
<b>Donor Response* as per 26 Apr 2024</b>	<b>313,843</b>
<b>Appeal Coverage</b>	<b>10.46%</b>

## II. IFRC Operating Budget Implementation

Thematic Area Code	Budget	Expenditure	Variance
AOF1 - Disaster risk reduction	284,521	288,755	-4,234
AOF2 - Shelter	19,284	0	19,284
AOF3 - Livelihoods and basic needs	0	0	0
AOF4 - Health	61,710	1,894	59,816
AOF5 - Water, sanitation and hygiene	99,592	0	99,592
AOF6 - Protection, Gender & Inclusion	1,928	0	1,928
AOF7 - Migration	0	0	0
SFI1 - Strengthen National Societies	88,090	0	88,090
SFI2 - Effective international disaster management	0	0	0
SFI3 - Influence others as leading strategic partners	0	0	0
SFI4 - Ensure a strong IFRC	180,689	1,273	179,416
<b>Grand Total</b>	<b>735,814</b>	<b>291,922</b>	<b>443,893</b>

## III. Operating Movement & Closing Balance per 2024/03

Opening Balance	0
Income (includes outstanding DREF Loan per IV.)	814,044
Expenditure	-291,922
<b>Closing Balance</b>	<b>522,122</b>
Deferred Income	0
Funds Available	522,122

## IV. DREF Loan

* not included in Donor Response	Loan :	500,000	Reimbursed :	0	<b>Outstanding :</b>	<b>500,000</b>
----------------------------------	--------	---------	--------------	---	----------------------	----------------

# Emergency Appeal

## INTERIM FINANCIAL REPORT

Selected Parameters			
Reporting Timeframe	2023/11-2024/3	Operation	MDRTZ035
Budget Timeframe	2023-2024	Budget	APPROVED

Prepared on 26 Apr 2024

All figures are in Swiss Francs (CHF)

### MDRTZ035 - Tanzania - Floods

Operating Timeframe: 22 Nov 2023 to 31 Dec 2024; appeal launch date: 12 Dec 2023

## V. Contributions by Donor and Other Income

Opening Balance							0
Income Type	Cash	InKind Goods	InKind Personnel	Other Income	TOTAL	Deferred Income	
DREF Response Pillar				500,000	500,000		
European Commission - DG ECHO	97,313				97,313		
Finnish Red Cross	101,926				101,926		
Japanese Red Cross Society	29,946				29,946		
The Canadian Red Cross Society (from Canadian Gov	84,859				84,859		
<b>Total Contributions and Other Income</b>	<b>314,044</b>	<b>0</b>	<b>0</b>	<b>500,000</b>	<b>814,044</b>	<b>0</b>	
<b>Total Income and Deferred Income</b>					<b>814,044</b>	<b>0</b>	